

A Group brand



Steel wire cable tray

leading the revolution



CABLOFIL / **PRODUCT GUIDE**

CABLOFIL[®]

Market leading solutions from a name you can trust




Cablofil was introduced into the UK in the 1990's and has since led the steel wire cable tray revolution.

In 2013, Cablofil joins Swifts and Salamandre as a specialist range within Legrand's market leading cable management portfolio.

Global strength

As a global specialist in electrical and digital building infrastructures, Legrand places innovation at the heart of its development. With constant investment in research and development and more than 4,000 active patents, the Legrand Group is a world leader in its chosen market sectors.



Complete cable management solutions

Using its global strength and market leading position, Legrand has developed a complete range of cable management solutions, including:

- Cablofil steel wire cable tray
- Swifts cable ladder
- Swifts cable tray
- Swiftrack channel support
- Salamandre distribution trunking
- Salamandre lighting trunking
- Floor systems - including power track, underfloor trunking, floor boxes, grommets and Soluflex



Sustainable development

From design through to manufacturing, the Legrand Group selects materials and processes that respect people and the environment.

- Efficient and environmentally aware product design
- Product functions that help to avoid energy waste
- Management of manufacturing and logistics sites
- Integration of environmental concerns and ISO 14001 procedures at the Group's global sites.*

* 84% of sites are ISO 14001:2004 accredited including all UK sites.



One team. One product portfolio... endless possibilities

As part of Legrand UK's cable management business unit, Cablofil products and systems are supported by a team of experts who live and breathe cable management.


With in-depth knowledge, a vast combined level of experience and a complete cable management product offering at their disposal, our team is able to provide customers with support and advice at any stage of their project, from design through to installation and beyond.

CONTENTS

Overview 2

PRODUCT SELECTION

Finishes and key to symbols	8
Straight lengths	9
Couplers	11
Fixing components and kits	13
Dividers	13
Covers	14
Mini and flexible tray systems	15
Fixings for 50mm width tray	16
Universal fixings	17
Stand-off brackets	18
Cantilever arms	18
Ceiling mounting	20
Beam clamps	23
Ancillary items	24
EZ-Path	27
Swiftrack channel support	29



Reg no. 10042065



Find out more about Cablofil products and systems, contact our dedicated customer service team on +44 (0) 845 605 4333 or visit www.cablofil.co.uk / www.legrand.co.uk

Cablofil® ... leading the wire cable tray revolution

Designed to be easy to install and configure on site, Cablofil is the UK market leader in steel wire cable tray.





Designed with installation speed in mind, Cablofil steel wire cable tray systems are packed with an array of time-saving features...

Fast, simple, reliable installations

Cablofil steel wire cable tray is supplied in straight lengths from which sophisticated installations can be created without the need for additional fittings.

Simply cut and shape lengths to form bends, tees, crosspieces etc and secure quickly and easily using a range of 'slot and tab' fixings that do not require nuts and bolts.

- Vast range of supports for wall, floor and ceiling mounting
- Save on installation time with Cablofil's fast fix brackets
- Eradicate the need for nuts and bolts with Cablofil's 'slot and tab' boltless system
- Straight lengths available with pre-fitted couplers for rapid connection
- Natural ventilation provides greater cable efficiency
- Available in several finishes to suit different installation requirements



Increased life expectancy in demanding environments

Potentially corrosive environments such as tunnels, airports and energy production facilities call for tough products that can stand the test of time. Cablofil's latest innovation in surface treatment, EZ+, has been proven to live up to the challenge.

EZ+, an additional organic coating which is applied to electro-zinc plated products, exceeds the capabilities of a hot dip galvanised finish, with its perfect Class 8 performance against salt spray testing and ageing under UV conditions.

In addition to Cablofil's unique rounded wires and T-welded safety edges, the EZ+ coating provides a smooth, consistent black* surface which further reduces the risk of damage to cables or installer's hands.

* colourless finish available on request

Legrand - the cable management experts

Trusted for installations large and small

Cablofil steel wire cable tray has been tried and tested in installations of all sizes throughout the UK and beyond, from light duty requirements in small commercial buildings through to extra heavy duty installations in refineries and heavy industry applications.



BUILDING SERVICES



INFRASTRUCTURE



PROCESSING INDUSTRIES



HEAVY INDUSTRIES

Cablofil signs up to protect country

Cablofil is providing around 120,000 metres of steel wire cable tray for all data, comms, low voltage and weapons systems on the largest ships ever built for the British armed services.

The new Royal Navy aircraft carriers, HMS Queen Elizabeth and HMS Prince of Wales are being built in numerous shipyards across the UK for assembly at Rosyth, with the first due to enter service in 2016.

This is the first time that steel wire cable tray has been used in a major naval ship building project and the decision to use Cablofil follows rigorous testing of its products by Defence Equipment and Support in the MOD over a number of years.

Around 25 products from the Cablofil range will be used across the two aircraft carriers including various depths of tray, a selection of brackets and fixings, and bespoke brackets which meet naval architect specifications for military equipment.



Specification data for engineering software systems

As part of our ongoing commitment to customer support, Legrand's cable management ranges are now integrated into the following plant design modelling systems :

- Intergraph's PDS and Smartplant 3D (including SmartMarine 3D)
- AVEVA's PDMS and Everything 3D (E3D)
- Bentley Systems' BBES and BRCM
- Autodesk's Fabrication CADmep

For many industries, achieving higher production goals within budget constraints and strict regulatory requirements is a challenging prospect. Applying engineering software allows for a high quality, fast-build, maintainable system which offers full workflow managed integration across the entire project enterprise.

Using a library of intelligent product models inside a highly productive 3D design software system allows design teams to produce accurate and efficient cable management routing schemes, plans and procurement lists as a fully integrated part of the overall plant design.

Autodesk

AVEVA

Bentley®
Content Partner

INTERGRAPH®



Find out more about about Legrand's 3D modelling capabilities at www.legrand3d.co.uk

Cablofil®
protection against corrosion

■ **Solutions for all environments**

Cable trays are generally exposed to atmospheric corrosion. The environment in which the cable trays are installed is therefore the main criteria in the choice of surface treatment, or type of steel

■ **Finishes**

GS Pre-galvanised
EN 10327: GS standard (accessories)

Before manufacture, a coating of zinc is deposited by continuous immersion on the steel sheets or wires. The appearance of the components is now smooth and grey

EZ Electrogalvanising after manufacture
EN 12329 standard

The cable tray, manufactured using untreated steel wire, is pickled and then immersed in an electrolyte containing zinc. Zinc is then deposited on it by passing an electric current. A smooth bluish-grey, fairly glossy appearance is obtained to a greater or lesser extent depending on the pH value of the electrolytic bath used. The colour and level of gloss have no negative or positive effect on the corrosion resistance of the coating

GC Hot dipped galvanised after manufacture
EN ISO 14 61 standard

The cable trays or accessories, manufactured from untreated steel sheet or wire, are degreased and pickled before being immersed in a bath of molten zinc. The entire product is therefore covered with a thick layer of zinc.

A light grey, slightly rough appearance is obtained

NOTE : Any white marks due to the formation of zinc hydroxycarbonate which might appear on the surface have no influence on the corrosion resistance. This is in fact the very principle on which galvanic protection is based

DC Geomet®
Geomet® is a treatment based on zinc and aluminium. As it does not contain any chromium VI (hexavalent), it complies with the RoHS Directive.

Offering protection equivalent to GC, it is used for small accessories and fixings which are difficult to hot dip galvanise

304L Stainless steel 304 L
EN 10088-2 standard AISI 304L – X2CrNi18.09 – 1.4307

Offers good corrosion resistance against soft water, normal environments and food products (except mustard and white wine)

316L Stainless steel 316 L
EN 10088-2 standard AISI 316L – X2CrNiMo17.12.2 – 1.4404

Since it contains molybdenum, stainless steel 316L is able to resist intergranular corrosion. This makes it particularly suitable for the chemical and food industries, the nitrate explosives industry and environments containing halogen (fluorine and chlorine)

EZ+
EZ+ is an additional organic finish applied over standard electrozinc plated steel wire cable trays, offering a durable surface treatment for external installations and urban environments. Cablofil EZ+ brings with it a Class 8 alternative to HDG (according to IEC 61537). Salt spray tests carried out demonstrate that EZ+ exceeds the performance of standard HDG (no red rust after more than 850h exposure to salt spray test, according to ISO 2081). The same 'Class 8' classification is achieved after products are subjected to a simulated 2 year aging process under UV conditions

Z+
Alloy compound of 94% zinc, 3% aluminium and 3% magnesium, coated steel with high elastic yield. Compatible with hot dip galvanised products and has Class 8 properties according to IEC 61537. Products self-regenerate when cut. Z+ products are compatible with hot dip galvanised / EZ+

Epoxy
Resin-based paint is applied to the cable tray using an electrostatic powder and then cured in an oven. The entire range of RAL colours can be obtained. Mainly used for aesthetic reasons and to help identify cable routes, it offers very good corrosion resistance

■ **Colour codes identification**






The surface treatment can be identified by a colour coded clip. Each colour corresponds with a particular finish, i.e. yellow clip = EZ

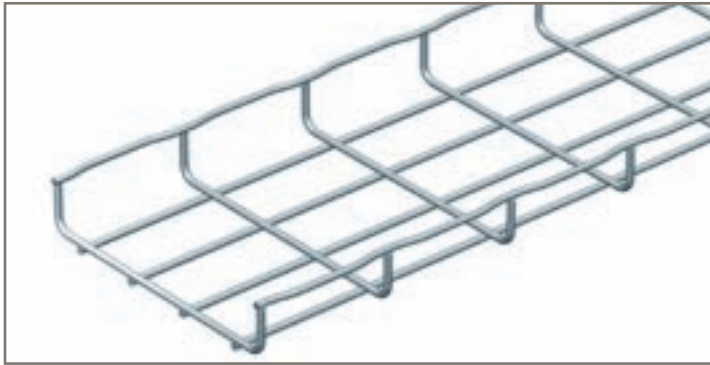
○ Recommended ◆ Possible	GS	EZ	GC	DC	304L	316L	EZ+
Internal installation, normal environment	○	○					
External installation, urban environment	◆	◆	○	○			○
Chemical industries, nitrate explosives, photography, decoration			◆	◆		○	◆
Marine, harsh, sulphurous (weak concentration) environment			◆	◆		○	◆
Acid or alkaline environments			◆	◆	◆	○	◆
Food production environment					○	○	
Halogen environment					◆	○	

■ **Key to symbols**



- Fixing without nuts and bolts
- Fixing with nuts and bolts
- Fast assembling
- Patented fast assembling system
- Patented
- Patented safety edge
- Electrical continuity according CEI 61.537
- W** Width
- L** Length
- H** Height
- Practical safety load in daN CEI 61.537 NORM
- Couple


CF 30 – straight lengths

 30 mm  50 mm → 300 mm  3 m



CF 54 – straight lengths

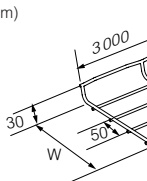
 54 mm  50 mm → 600 mm  3 m




 For technical data, refer to Cablofil's mounting guide

NOTE : please use Cat. No. when placing your order


Pack	Cat. Nos.		CF 30 – straight lengths (3 m)	
	EZ	GC	30 mm tray	
1	CM000011	CM000013	CF 30/50 ⁽¹⁾	Width (mm) 50
1	CM000021	CM000023	CF 30/100	100
1	CM000031	CM000033	CF 30/150	150
1	CM000041	CM000043	CF 30/200	200
1	CM000051	CM000053	CF 30/300	300



Pack	Cat. Nos.		CF 30 Inox – straight lengths (3 m)	
	304L	316L	30 mm tray – stainless steel	
1	CM000018	CM000014	CF 30/50 ⁽¹⁾	Width (mm) 50
1	CM000028	CM000024	CF 30/100	100
1	CM000038	CM000034	CF 30/150	150
1	CM000048	CM000044	CF 30/200	200
1	CM000058	CM000054	CF 30/300	300

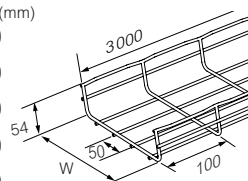


(1) =  No safety edge

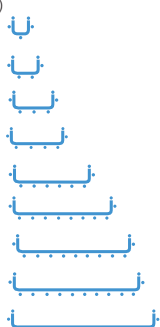
 For technical data, refer to Cablofil's mounting guide

NOTE : please use Cat. No. when placing your order

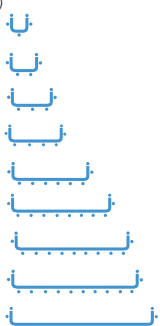
Pack	Cat. Nos.		CF 54 – straight lengths (3 m)	
	EZ	GC	54 mm tray	
1	CM000061	CM000063	CF 54/50	Width (mm) 50
1	CM000071	CM000073	CF 54/100	100
1	CM000081	CM000083	CF 54/150	150
1	CM000091	CM000093	CF 54/200	200
1	CM000101	CM000103	CF 54/300	300
1	CM000201	CM000203	CF 54/400	400
1	CM000251	CM000253	CF 54/450	450
1	CM000301	CM000303	CF 54/500	500
1	CM000401	CM000403	CF 54/600	600



Pack	Cat. Nos.		CF 54 Inox – straight lengths (3 m)	
	304L	316L	54 mm tray – stainless steel	
1	CM000068	CM000064	CF 54/50	Width (mm) 50
1	CM000078	CM000074	CF 54/100	100
1	CM000088	CM000084	CF 54/150	150
1	CM000098	CM000094	CF 54/200	200
1	CM000108	CM000104	CF 54/300	300
1	CM000208	CM000204	CF 54/400	400
1	-	-	CF 54/450	450
1	CM000308	CM000304	CF 54/500	500
1	CM000408	CM000404	CF 54/600	600



Pack	Cat. Nos.		CF 54 EZ+ – straight lengths (3 m) ⁽²⁾	
	NEW	EZ+	54 mm tray (colour : black)	
1	CM000062		CF 54/50	Width (mm) 50
1	CM000072		CF 54/100	100
1	CM000082		CF 54/150	150
1	CM000092		CF 54/200	200
1	CM000102		CF 54/300	300
1	CM000202		CF 54/400	400
1	CM000252		CF 54/450	450
1	CM000302		CF 54/500	500
1	CM000402		CF 54/600	600



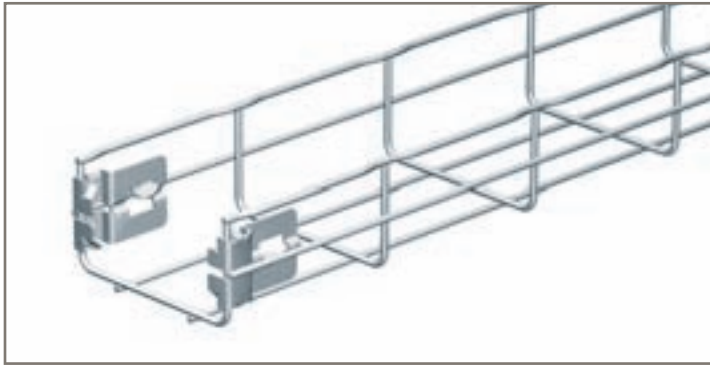
Key :			
EZ	Electrogalvanising after manufacture	304L	Stainless steel 304L
EZ+	Organically coated electrogalvanised after manufacture	316L	Stainless steel 316L
GC	Hot dip galvanised after manufacture	For detailed information related to finishes, refer to p. 8	

All dimensions (mm) are nominal

(2) NOTE : a colourless finish is available. To order, change Cat. No. by replacing '0' with 1 (e.g. CM000072 to CM000172)

FCF 54 - FASCLIC straight lengths


54 mm 50 mm → 200 mm 3 m



FCFA - FASCLIC AUTO straight lengths

NEW

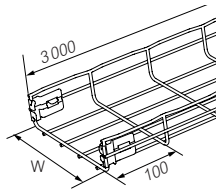
54 mm 50 mm → 600 mm 3 m



For technical data, refer to Cablofil's mounting guide

NOTE : please use Cat. No. when placing your order

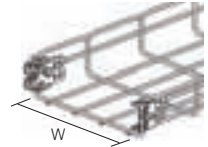
Pack	Cat. Nos.	FCF 54 – straight lengths (3 m)	
	EZ GC	54 mm tray	
			Width (mm)
1	CM081061 -	FCF 54/50	50
1	CM081071 -	FCF 54/100	100
1	CM081081 -	FCF 54/150	150
1	CM081091 -	FCF 54/200	200
1	CM081101 -	FCF 54/300	300
1	CM081201 -	FCF 54/400	400
1	CM081251 -	FCF 54/450	450
1	CM081301 -	FCF 54/500	500
1	CM081401 -	FCF 54/600	600



For technical data, refer to Cablofil's mounting guide

NOTE : please use Cat. No. when placing your order

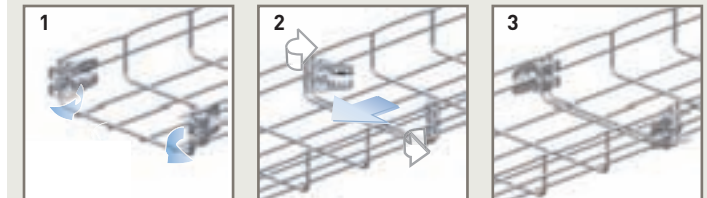
Pack	Cat. Nos.	FCFA – straight lengths (3 m)	
	EZ GC	54 mm tray	
			Width (mm)
1	CM082061 -	FCFA 54/50	50
1	CM082071 -	FCFA 54/100	100
1	CM082081 -	FCFA 54/150	150
1	CM082091 -	FCFA 54/200	200
1	CM082101 -	FCFA 54/300	300
1	CM082201 -	FCFA 54/400	400
1	CM082251 -	FCFA 54/450	450
1	CM082301 -	FCFA 54/500	500
1	CM082401 -	FCFA 54/600	600



FCF 54 Inox – straight lengths (3 m)

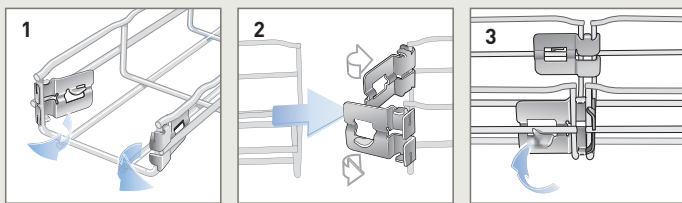
Pack	Cat. Nos.	FCF 54 Inox – straight lengths (3 m)	
	304L 316L	54 mm tray – stainless steel	
			Width (mm)
1	CM081068 CM081064	FCF 54/50	50
1	CM081078 CM081074	FCF 54/100	100
1	CM081088 CM081084	FCF 54/150	150
1	CM081098 CM081094	FCF 54/200	200
1	CM081108 CM081104	FCF 54/300	300
1	CM081208 CM081204	FCF 54/400	400
1	CM081258 CM081254	FCF 54/450	450
1	CM081308 CM081304	FCF 54/500	500
1	CM081408 CM081404	FCF 54/600	600

FCFA



No tools required

FCF 54




Key :	EZ Electrogalvanising after manufacture	304L Stainless steel 304L
	GC Hot dip galvanised after manufacture	316L Stainless steel 316L
	For detailed information related to finishes, refer to p. 8	

All dimensions (mm) are nominal

CF 105 – straight lengths

105 mm 100 mm → 600 mm 3 m

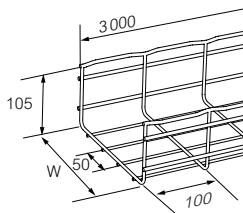


For technical data, refer to Cablofil's mounting guide

NOTE : please use Cat. No. when placing your order

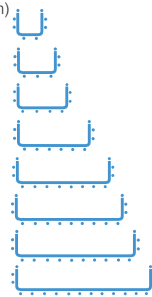
Pack Cat. Nos. CF 105 – straight lengths (3 m)

Pack	Cat. Nos.		105 mm tray	
	EZ	GC	CF 105/	Width (mm)
1	CM000891	CM000893	CF 105/100	100
1	CM000901	CM000903	CF 105/150	150
1	CM000911	CM000913	CF 105/200	200
1	CM000921	CM000923	CF 105/300	300
1	CM000931	CM000933	CF 105/400	400
1	CM001931	CM001933	CF 105/450	450
1	CM000941	CM000943	CF 105/500	500
1	CM001031	CM001033	CF 105/600	600



CF 105 Inox – straight lengths (3 m)


Pack	Cat. Nos.		105 mm tray – stainless steel	
	304L	316L	CF 105/	Width (mm)
1	CM000898	CM000894	CF 105/100	100
1	CM000908	CM000904	CF 105/150	150
1	CM000918	CM000914	CF 105/200	200
1	CM000928	CM000924	CF 105/300	300
1	CM000938	CM000934	CF 105/400	400
1	CM001938	CM001934	CF 105/450	450
1	CM000948	CM000944	CF 105/500	500
1	CM001038	CM001034	CF 105/600	600



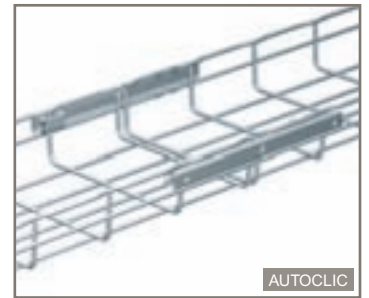
Couplers EDRN 30 mm → 105 mm 50 mm → 600 mm

AUTOCLIC 54 mm → 105 mm 50 mm → 600 mm


CEFAS - FASLOCK 30 → 105 mm 100 → 600 mm




EDRN



AUTOCLIC



CEFAS



FASLOCK AUTO

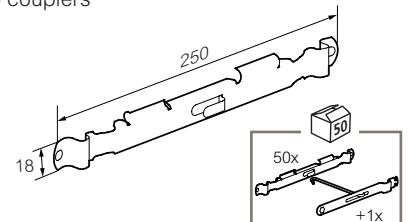
For technical data, refer to Cablofil's mounting guide

NOTE : please use Cat. No. when placing your order

Pack Cat. Nos. EDRN – couplers

Pack	Cat. Nos.	
	EZ	DC
50	CM558241	CM558247
50	304L	316L
	-	CM558244

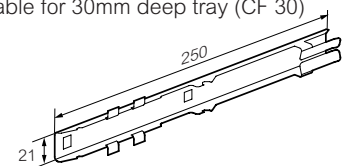
Supplied with one fixing tool in each pack of 50 couplers



AUTOCLIC – couplers

Rapid fit with screwdriver (not included)
Not suitable for 30mm deep tray (CF 30)

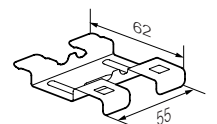
Pack	Cat. Nos.	
	GS	GC
50	CM558280	CM558283
50	304L	316L
	CM558288	CM558284



CEFAS – base coupler

Can also be used as a luminaire support

Pack	Cat. Nos.	
	GS	DC
50	CM558410	CM558417
50	304L	316L
	-	CM558414



FASLOCK AUTO – connectors

Used to create radius bends

Pack	Cat. Nos.		Description
	EZ	DC	
25	CM558340	CM558347	FASLOCK S
25	CM558320	CM558327	FASLOCK XL
25	304L	316L	FASLOCK S
25	-	CM558324	FASLOCK XL



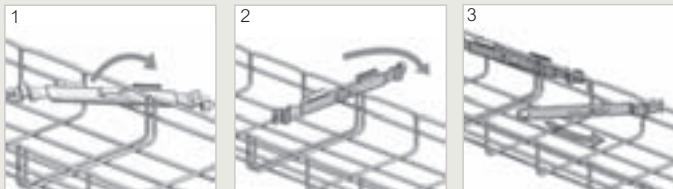
Key :			
EZ	Electrogalvanising after manufacture	304L	Stainless steel 304L
GS	Pre-galvanised	316L	Stainless steel 316L
GC	Hot dip galvanised after manufacture	For detailed information related to finishes, refer to p. 8	

All dimensions (mm) are nominal


EDRN - AUTOCLIC straight length couplers installation

■ EDRN – couplers

mm	50 / 100		150		200		300		400 / 450		500		600	
	A	B	A	B	A	B	A	B	A	B	A	B	A	B
CF30	2	0	2	0	2	1	2	1	-	-	-	-	-	-
CF54	2	0	2	1	2	1	2	1	2	2	2	2	2	3
CF105	2	1	2	1	2	1	2	2	2	3	2	3	2	3



■ Fast assembling system (FAS)



Quick, boltless fixing by bending tab with screwdriver or with EDRN mounting tool

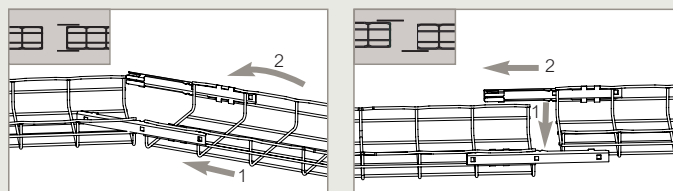


Fixing with EDRN mounting tool



■ AUTOCLIC – couplers / CEFAS – base couplers

mm	50		100		150 / 200		300		400 → 500		600	
	A	B	A	B	A	B	A	B	A	B	A	B
CF54	2	0	2	0	2	0	2	1	2	2	2	3
CF105	-	-	2	0	2	1	2	2	⊖	⊖	⊖	⊖



■ The importance of having excellent electrical continuity

Even at the same electrical potential, each part of the cable tray helps dissipate any fault currents :
Guarantee the safety of people and property, avoiding any risk of electrocution



Joint strips

ED275 ⬆️ 54 mm → 105 mm ⬅️ 50 mm → 600 mm



ED275 + fixing components, see p. 13



For technical data, refer to Cablofil's mounting guide

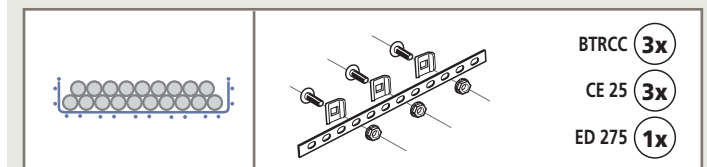
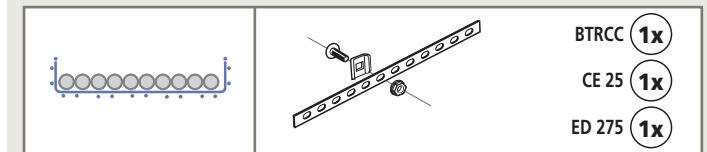
NOTE : please use Cat. No. when placing your order

Pack	Cat. Nos.		ED275 – joint strips	
50 1	EZ	GC	Not suitable for 30 mm deep tray (CF 30)	
	CM558221 CM558201	CM558223 CM558203	ED275 275 ED1100 1100	L (mm)

Pack	Cat. Nos.		ED275 Inox – joint strips	
50 1	304L	316L	Stainless steel	
	CM558228 -	CM558224 CM558204	ED275 275 ED1100 1100	L (mm)

■ Assembly : ED275 – joint strip

mm	50 / 100		150		200		300		400 → 450		500		600	
	A	B	A	B	A	B	A	B	A	B	A	B	A	B
CF54	2	0	2	1	2	1	2	1	2	2	2	2	2	3
CF105	2	1	2	1	2	1	2	2	2	3	2	3	2	3



Key :


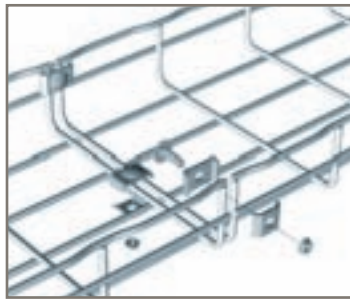
EZ Electrogalvanising after manufacture	304L Stainless steel 304L
GC Hot dip galvanised after manufacture	316L Stainless steel 316L

For detailed information related to finishes, refer to **p. 8**

All dimensions (mm) are nominal

Fixing components and kits

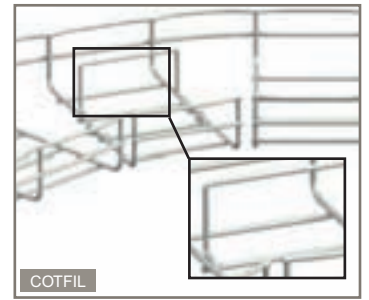

CE25/CE30 \downarrow 30 mm \rightarrow 105 mm \leftarrow 50 mm \rightarrow 600 mm



Straight length / bend dividers

COT/COT J \downarrow 30 \rightarrow 105 mm \leftarrow 100 \rightarrow 600 mm

COTFIL \downarrow 30 \rightarrow 105 mm \leftarrow 100 \rightarrow 600 mm



For technical data, refer to Cablofil's mounting guide

NOTE : please use Cat. No. when placing your order

Pack	Cat. Nos.		CE25 / CE30 – fixing components	
100	EZ	DC	BTRCC 6 X 20	
50	CM558011	CM801017	CE 25	
50	CM558041	CM558043	CE 30	
100	304L	316L	CE25 / CE30 inox – fixing components	
100	CM801018	CM801014	BTRCC 6 x 20	
50	CM558018	CM558014	CE25	
50	CM558048	CM558044	CE30	

50	EZ	DC	CE25VS / CE30ES – fixing components	
50	CM558021	CM558027	CE25VS	
50	CM558031	CM558037	CE30ES	

50	EZ	DC	KITS – fixing kits	
50	CM558991	CM558993	CAA CE25+CE30+BTRCC 6 x 20 Kits comprise large clamp plate, small clamp plate, M6 nut and M6 x 20 coach bolt	
50	EZ	-	KITASSVS CE25VS+CE30ES Kits comprise large clamp plate with integrated nut and small clamp plate with integrated bolt	
50	304L	316L	KITINOX CE25VS+CE30+EEC6 Kits comprise small clamp plate, small clamp plate with integrated bolt and M6 nut	

50	DC	316L	FASTRUT 41 – channel strut clip	
50	CM599007	CM599004		

For technical data, refer to Cablofil's mounting guide

NOTE : please use Cat. No. when placing your order

Pack	Cat. Nos.			COT – dividers (3 m)	
1	GS	GC	316L	Straight length divider	
1	CM923010	CM923013	CM923014	For tray depth 30 mm (CF 30) COT 30	
1	CM923020	CM923023	CM923024	For tray depth 54 mm (CF 54) COT 50	
1	CM923040	CM923043	CM923044	For tray depth 105 mm (CF 105) COT 100	

1	GS	GC	316L	COT J – divider connectors	
1	CM923050	-	CM923054	Connect two straight length dividers	

1	EZ	GC	304L	COTFIL – bend dividers	
1	CM586711	-	CM586718	Bend dividers clip into place	
1	CM586721	-	CM586728	For tray depth 30 mm (CF 30) COTFIL 30	
1	CM586741	-	CM586748	For tray depth 54 mm (CF 54) COTFIL 50	
				For tray depth 105 mm (CF 105) COTFIL 100	

CE25/CE30 – fixing components

\downarrow mm	A = \rightarrow				B = \rightarrow			
	50	100 / 150	150	200	300	400 \rightarrow 450	500	600
CF30 - CF54	2	0	2	1	2	1	2	1
CF105	-	-	2	1	2	1	2	1


All dimensions (mm) are nominal

Key :	EZ Electrogalvanising after manufacture	304L Stainless steel 304L
	GS Pre-galvanised	316L Stainless steel 316L
	GC Hot dip galvanised after manufacture	
	DC Geomet	

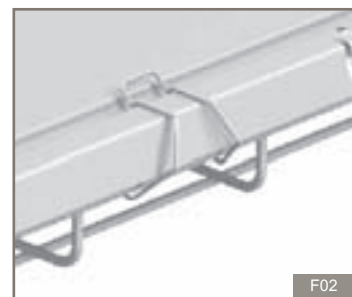
For detailed information related to finishes, refer to **p. 8**

All dimensions (mm) are nominal

CVN / CP – covers



F01 / F02 – cover clips



For technical data, refer to Cablofil's mounting guide

NOTE : please use Cat. No. when placing your order

Pack	Cat. Nos.		CVN – covers	
	GS	GC	Supplied in packs of 3 x 1 m lengths Can be fitted directly with integral tabs or alternatively with optional clips opposite	
			Width (mm)	
1	CM629050	CM629053	CVN 50	50
1	CM629100	CM629103	CVN 100	100
1	CM629150	CM629153	CVN 150	150
1	CM629200	CM629203	CVN 200	200
1	CM629300	CM629303	CVN 300	300
1	CM629400	CM629403	CVN 400	400
1	CM629500	CM629503	CVN 500	500
1	CM629600	CM629603	CVN 600	600

For technical data, refer to Cablofil's mounting guide

NOTE : please use Cat. No. when placing your order

Pack	Cat. Nos.		F01 – cover clip	
	GS	316L	For 30 mm tray (CF 30)	
25	CM646220	CM646224		
	GS	316L	F02 – cover clip	
25	CM646200	CM646204	For 54 mm tray (CF 54)	

Pack	Cat. Nos.		CP – covers	
	GS	GC	Supplied in packs of 1 x 2 m lengths Can be fitted directly with integral tabs or alternatively with optional clips opposite	
			Width (mm)	
1	CM646010	CM646013	CP 50	50
1	CM646020	CM646023	CP 100	100
1	CM646030	CM646033	CP 150	150
1	CM646040	CM646043	CP 200	200
1	CM646050	CM646053	CP 300	300
1	CM646060	CM646063	CP 400	400
1	CM646090	CM646093	CP 450	450
1	CM646070	CM646073	CP 500	500
1	CM646080	CM646083	CP 600	600

Pack	Cat. Nos.		CP Inox – covers	
	304L	316L	Stainless steel	
			Supplied in packs of 1 x 2 m lengths Can be fitted directly with integral tabs or alternatively with optional clips above right	
			Width (mm)	
1	CM646018	CM646014	CP 50	50
1	-	CM646024	CP 100	100
1	-	CM646034	CP 150	150
1	-	CM646044	CP 200	200
1	-	CM646054	CP 300	300
1	-	CM646064	CP 400	400
1	-	-	CP 450	450
1	-	CM646074	CP 500	500
1	-	CM646084	CP 600	600

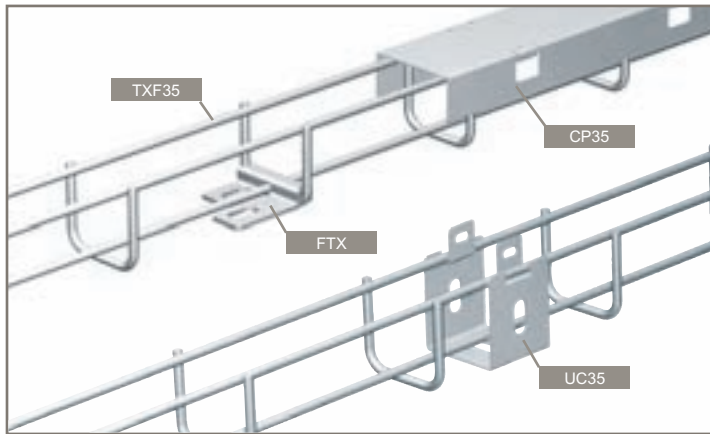
Key :	EZ Electrogalvanising after manufacture	304L Stainless steel 304L
	GS Pre-galvanised	316L Stainless steel 316L
	GC Hot dip galvanised after manufacture	For detailed information related to finishes, refer to p. 8

All dimensions (mm) are nominal

All dimensions (mm) are nominal

TXF35 – mini steel wire cable tray

35 mm 35 mm 3 m



For technical data, refer to Cablofil's mounting guide

NOTE : please use Cat. No. when placing your order

Pack	Cat. Nos.			TXF35 – straight lengths (3 m)
1	EZ CM755001	GC CM755003	304L CM755008	
1			316L CM755004	

Pack	Cat. Nos.			CP35 – covers
1	GS CM755100	GC CM755103	316L CM755104	

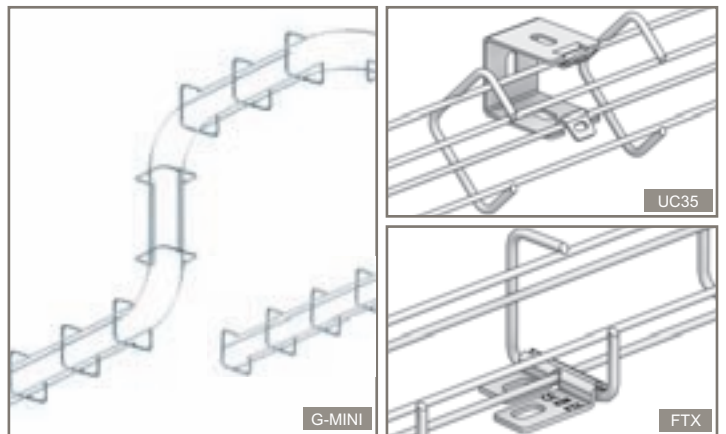
Pack	Cat. Nos.			UC35 – base fixing plates
1	GS CM586160	GC CM586163	316L CM586164	

Pack	Cat. Nos.			FTX – base fixing plates
1	GS CM586180	DC CM586183	316L CM586184	

All dimensions (mm) are nominal

G-MINI – flexible steel wire cable tray

50 mm 50 mm 3 m



For technical data, refer to Cablofil's mounting guide

NOTE : please use Cat. No. when placing your order

Pack	Cat. Nos.			G-MINI – straight lengths (3 m)
1	EZ CM430111	GC -	316L CM430114	

Pack	Cat. Nos.			UC35 – base fixing plates
1	GS CM586160	GC CM586163	316L CM586164	

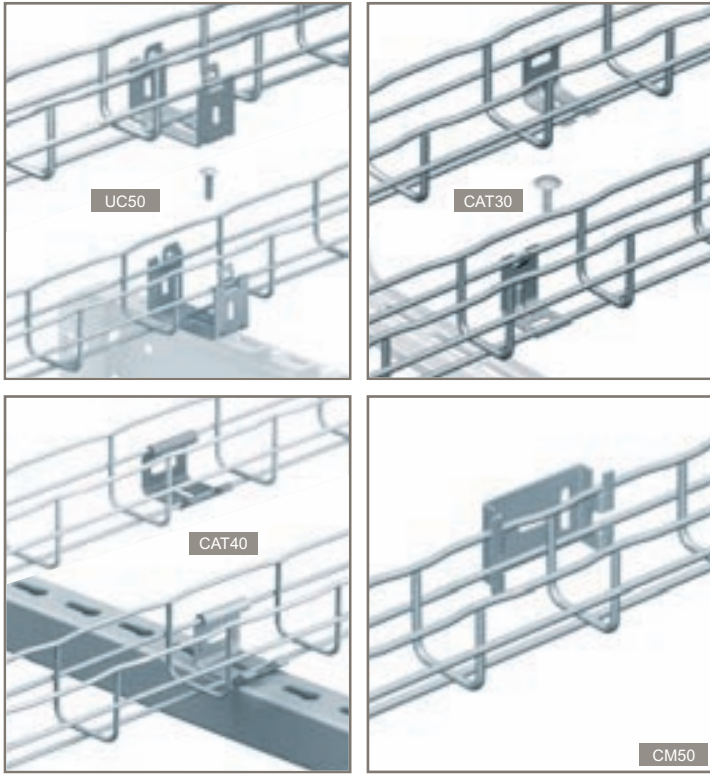
Pack	Cat. Nos.			FTX – base fixing plates
1	GS CM586180	DC CM586183	316L CM586184	

Key :			
EZ	Electrogalvanising after manufacture	304L	Stainless steel 304L
GS	Pre-galvanised	316L	Stainless steel 316L
GC	Hot dip galvanised after manufacture	For detailed information related to finishes, refer to p. 8	

All dimensions (mm) are nominal

Fixings for 50 mm width tray

UC50 – CAT30 – CAT40 \updownarrow 30 \rightarrow 54mm \leftrightarrow 50 mm
CM50 \updownarrow 54 mm \leftrightarrow 50 mm



For technical data, refer to Cablofil's mounting guide

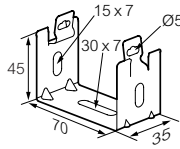
NOTE : please use Cat. No. when placing your order

Pack	Cat. Nos.				
1	<table border="0"> <tr> <td> CM586040</td> <td> CM586043</td> </tr> <tr> <td> CM586048</td> <td> CM586044</td> </tr> </table>	CM586040	CM586043	CM586048	CM586044
CM586040	CM586043				
CM586048	CM586044				

UC50 – support cradles

For 50 mm tray widths and for 30 mm and 54 mm depths

\downarrow FL
daN 12

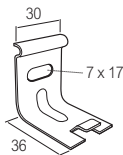


1	<table border="0"> <tr> <td> CM586050</td> <td> CM586057</td> </tr> </table>	CM586050	CM586057
CM586050	CM586057		

CAT30 – cantilever arm fixing plates

Used to fix 50 mm width tray to cantilever arms

\downarrow FL
daN 20

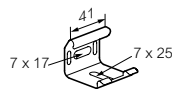


1	<table border="0"> <tr> <td> CM586190</td> <td> CM586197</td> </tr> <tr> <td> CM586198</td> <td> CM586194</td> </tr> </table>	CM586190	CM586197	CM586198	CM586194
CM586190	CM586197				
CM586198	CM586194				

CAT40 – channel fixing plates

Used to fix 50 mm width tray to channel

\downarrow FL
daN 20

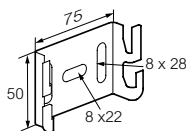


1	<table border="0"> <tr> <td> CM586060</td> <td> CM586063</td> </tr> <tr> <td> CM586068</td> <td> CM586064</td> </tr> </table>	CM586060	CM586063	CM586068	CM586064
CM586060	CM586063				
CM586068	CM586064				

CM50 – universal mounting plates (small)

Can be used for horizontal or vertical mounting of tray runs

\downarrow FL
daN 100

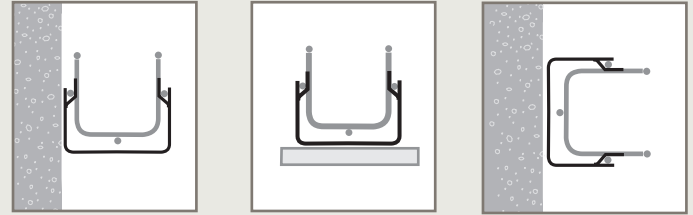


All dimensions (mm) are nominal

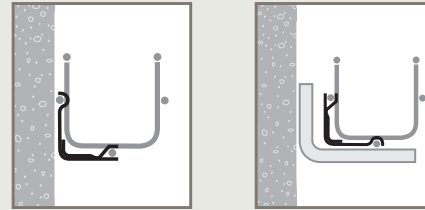
Fixings for 50 mm width tray

UC50 – CAT30 – CAT40 – CM50
assembly

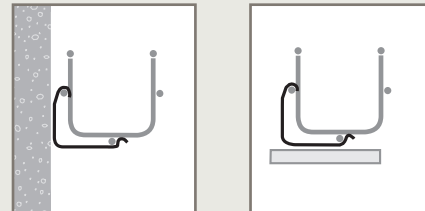
■ **UC50 – support cradle**



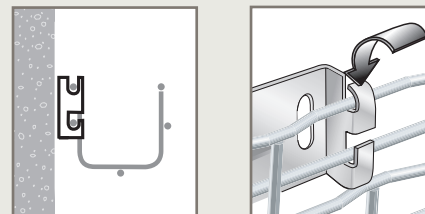
■ **CAT30 – channel fixing plates**



■ **CAT40 – channel fixing plates**




■ **CM50 – universal mounting plates (small)**



Key :	Pre-galvanised	Stainless steel 304L
	Hot dip galvanised after manufacture	Stainless steel 316L
	For detailed information related to finishes, refer to p. 8	

Universal mounting options RCSN – fast fix support rails


30 mm → 105mm 100 mm → 600 mm



Wall mounting – vertical



Wall mounting – horizontal

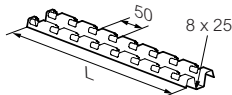


Trapeze mounting

For technical data, refer to Cablofil's mounting guide


NOTE : please use Cat. No. when placing your order

Pack	Cat. Nos.		RCSN – fast fix support rails	
	GS	GC		Can be used for floor, wall and trapeze mounting. For trapeze mounting, add 100 mm to width of tray to order correct size support rail – eg. for 100 mm tray order RCSN200 (Cat. Nos. CM013200 / CM013203 / CM013204)
				Actual length (L) (mm)
1	CM013150	CM013153	RCSN150	150
1	CM013200	CM013203	RCSN200	200
1	CM013300	CM013303	RCSN300	300
1	CM013500	CM013503	RCSN500	500
1	CM013550	CM013553	RCSN550	550
1	CM013010	CM013013	RCSN1000	1000
1	CM013020	CM013023	RCSN2000	2000
1	CM013030	CM013033	RCSN3000	3000
	304L	316L		
1	-	CM013204	RCSN200	200
1	-	CM013304	RCSN300	300
1	-	-	RCSN500	500
1	-	-	RCSN550	550
1	-	CM013014	RCSN1000	1000
1	CM013028	CM013024	RCSN2000	2000
1	CM013038	CM013034	RCSN3000	3000



CM50XL – universal mounting plates (large) UFC – clamp unit for underfloor fixing


54 mm 50 mm → 100mm



CM50XL – horizontal mounting



CM50XL – vertical mounting

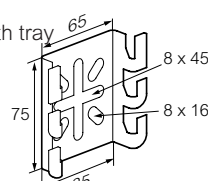


UFC + RCSN – underfloor mounting

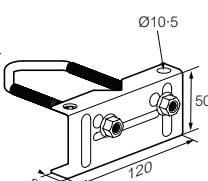
For technical data, refer to Cablofil's mounting guide

NOTE : please use Cat. No. when placing your order

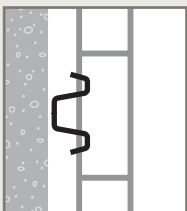
Pack	Cat. Nos.		CM50XL – universal mounting plates (large)	
	GS	GC		Can be used for horizontal or vertical mounting of tray runs. For up to 100 mm width tray
1	CM586130	CM586133		daN 100
1	CM586138	CM586134		100



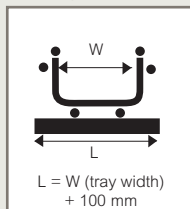
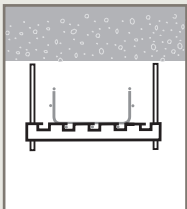
Pack	Cat. Nos.		UFC – clamp unit	
	GS	GC		Use under raised floor to connect items to pedestals
1	CM559220	-		




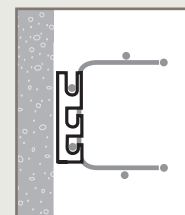
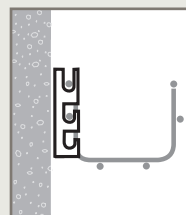
RCSN – wall mounting



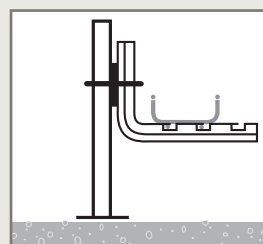
RCSN – trapeze mounting



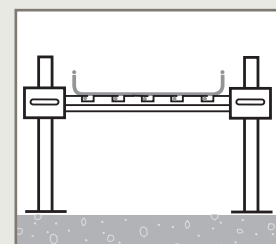
CM50XL – universal mounting plates (large)



UFC



With CSN – profile cantilever arms

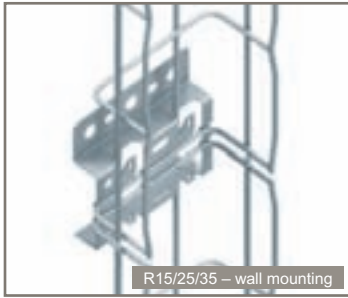


With RCSN – fast fix support rail (opposite)

All dimensions (mm) are nominal

R15/25/35 - R55 – stand-off brackets

↕ 30 mm → 105mm ↕ 100 mm → 600 mm



R15/25/35 – wall mounting



R55

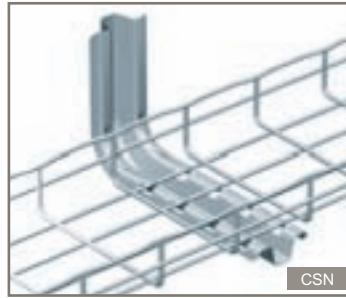
For technical data, refer to Cablofil's mounting guide

NOTE : please use Cat. No. when placing your order

Pack	Cat. Nos.			Stand-off brackets	
	GS	DC	316L	R15 - R25 - R35	
				For wall and floor mounting	
1	CM586170	CM586173	CM586174	R15	15
1	CM586640	CM586647	-	R25	25
1	CM586650	CM586657	-	R35	35
				$\downarrow F$	daN
					100
				R55	
				For floor mounting	
	GS	DC	316L		
1	CM586080	CM586083	CM586084		
				$\downarrow F$	daN
					45

CSN – profile cantilever arms

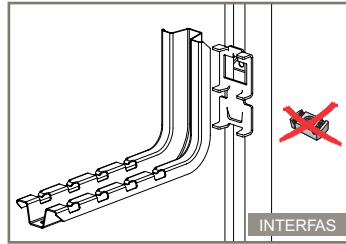
↕ 30 → 54 mm ↕ 100 → 300 mm



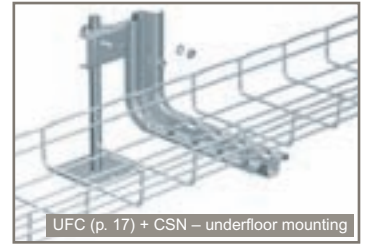
CSN



CSNC



INTERFAS



UFC (p. 17) + CSN – underfloor mounting

For technical data, refer to Cablofil's mounting guide

NOTE : please use Cat. No. when placing your order

Pack	Cat. Nos.		CSN – profile cantilever arms	
	GS	GC		
1	CM556100	CM556103	CSN100	L 178, $\downarrow F$ 130
1	CM556110	CM556113	CSN150	228, 110
1	CM556120	CM556123	CSN200	278, 85
1	CM556130	CM556133	CSN300	378, 73
	304L	316L		
1	CM556108	CM556104	CSN100	178, 130
1	CM556118	CM556114	CSN150	228, 110
1	CM556128	CM556124	CSN200	278, 85
1	CM556138	CM556134	CSN300	378, 73

Pack	Cat. Nos.		CSNC – profile roof cantilever arms	
	GS	GC		
1	CM556300	CM556303	CSNC100	L1 170, L2 178, $\downarrow F$ 120
1	CM556310	CM556313	CSNC150	170, 228, 100
1	CM556320	CM556323	CSNC200	170, 278, 80
1	CM556330	CM556333	CSNC300	288, 378, 70
	304L	316L		
1	-	CM556304	CSNC100	170, 178, 120
1	-	CM556314	CSNC150	170, 228, 100
1	-	CM556324	CSNC200	170, 278, 80

Pack	Cat. Nos.		INTERFAS – adaptor plate	
	GS	DC		
1	CM557800	CM557803		

Used for connecting CSN profile cantilever arms to channel length

Pack	Cat. Nos.		EPVCSN – end caps	
	PVC			
1	CM559605			

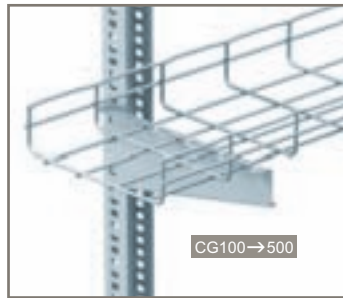
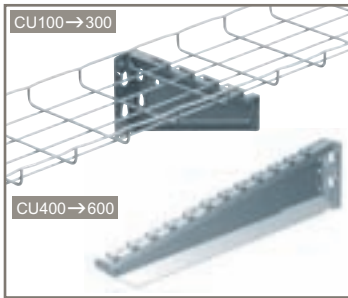
Key :

EZ Electrogalvanising after manufacture	304L Stainless steel 304L
GS Pre-galvanised	316L Stainless steel 316L
GC Hot dip galvanised after manufacture	
DC Geomet	

For detailed information related to finishes, refer to **p. 8**

All dimensions (mm) are nominal

CU100 → 300 30 → 105 mm 100 → 300 mm
CU400 → 600 30 → 105 mm 400 → 600 mm
CG100 → 500 30 → 105 mm 100 → 500 mm



Safe working loads **p. 20**

NOTE : please use Cat. No. when placing your order

Pack	Cat. Nos.			Cantilever arms					
	GS	GC	316L						
1	CM557410	CM557413	CM557414	CU100	157	85	30	45	100
1	CM557420	CM557423	CM557424	CU150	207	124	70	135	150
1	CM557430	CM557433	CM557434	CU200	257	139	80	110	200
1	CM557440	CM557443	CM557444	CU300	357	139	80	120	300

CU 100 → 300
 For 100-300 mm tray width
 Suitable for wall mounting or pendant mounting

L	H			For tray widths
mm	mm	daN	daN	mm
157	85	30	45	100
207	124	70	135	150
257	139	80	110	200
357	139	80	120	300

CU 400 → 600
 For 400-600 mm tray width
 Suitable for wall mounting or pendant mounting

L	H			For tray widths
mm	mm	daN	daN	mm
457	138	105	115	400
557	138	220	160	500
657	138	200	145	600

Pack	Cat. Nos.			Cantilever arms for pendant mounting				
	GS	GC	316L					
1	CM557920	-	CM557924	CG100	153	73	55	100
1	CM557930	-	CM557934	CG150	203	73	50	150
1	CM557940	-	CM557944	CG200	253	87	65	200
1	CM557950	-	CM557954	CG300	353	87	70	300
1	CM557960	-	CM557964	CG400	453	103	100	400
1	CM557970	-	CM557974	CG500	553	103	85	500

CG 100 → 500
 For 100-500 mm tray width
 Suitable for pendant mounting only

L	H		For tray widths
mm	mm	daN	mm
153	73	55	100
203	73	50	150
253	87	65	200
353	87	70	300
453	103	100	400
553	103	85	500

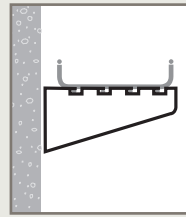
Pack	Cat. Nos.			CA 8 x 75 – fixing pins	
	EZ	DC	316L		
50	CM801051	CM801057	CM801054	CA 8 x 75	Ø 8

All dimensions (mm) are nominal

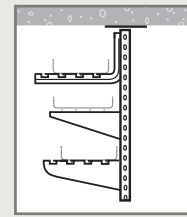
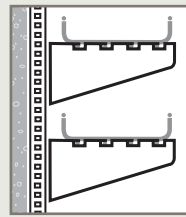
CU – CG – cantilever arms installation

■ CU 100 → 300

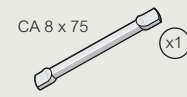
Mounted directly onto wall



Mounted directly onto wall or from ceiling using mounting rail / EDF pendant, see **p. 20**

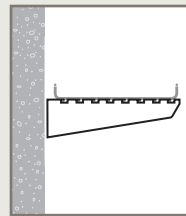


Fix with CA8 x 75 + BTRL

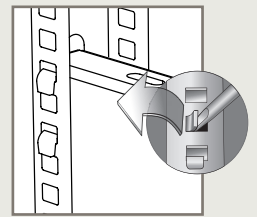
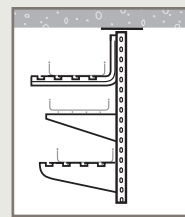
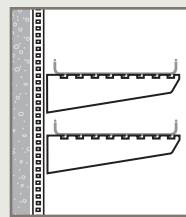


■ CU 400 → 600

Mounted directly onto wall



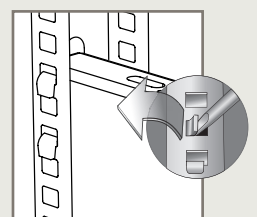
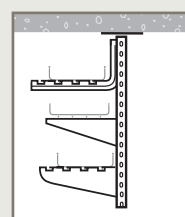
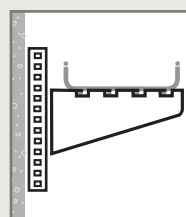
Mounted directly onto wall or from ceiling using mounting rail / pendant EDF, see **p. 20**



Boltless fixing by bending tab

■ CG 100 → 300

Mounted directly onto wall or from ceiling using mounting rail / pendant EDF, see **p. 20**


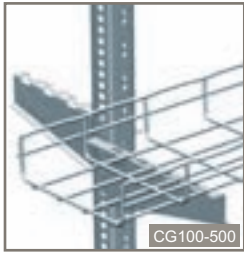



Boltless fixing by bending tab

Ceiling mounting

EDF ⬆️ 30 → 105mm ⬅️ 100 → 600 mm

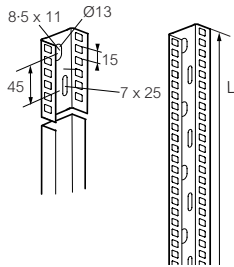
RE41SP ⬆️ 30 → 105 mm ⬅️ 100 → 600 mm



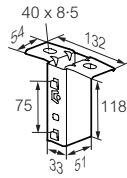
For technical data, refer to Cablofil's mounting guide

NOTE : please use Cat. No. when placing your order

Pack	Cat. Nos.	EDF – pendants / mounting rails				
1	<table border="1"> <tr> <td>GS</td> <td>GC</td> </tr> <tr> <td>CM561010</td> <td>CM561013</td> </tr> </table>	GS	GC	CM561010	CM561013	EDF2000 L mm 2000
GS	GC					
CM561010	CM561013					
1	<table border="1"> <tr> <td>304L</td> <td>316L</td> </tr> <tr> <td>CM561018</td> <td>CM561014</td> </tr> </table>	304L	316L	CM561018	CM561014	EDF2000 L mm 2000
304L	316L					
CM561018	CM561014					



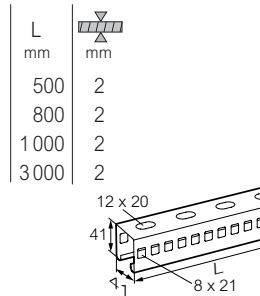
Pack	Cat. Nos.	PFREDF – pendant mounting plates				
1	<table border="1"> <tr> <td>GS</td> <td>GC</td> </tr> <tr> <td>CM561080</td> <td>-</td> </tr> </table>	GS	GC	CM561080	-	For use with EDF pendants
GS	GC					
CM561080	-					
1	<table border="1"> <tr> <td>304L</td> <td>316L</td> </tr> <tr> <td>-</td> <td>CM561084</td> </tr> </table>	304L	316L	-	CM561084	
304L	316L					
-	CM561084					



Pack	Cat. Nos.	EPEDF – end cap		
1	<table border="1"> <tr> <td>PVC</td> </tr> <tr> <td>CM559615</td> </tr> </table>	PVC	CM559615	
PVC				
CM559615				

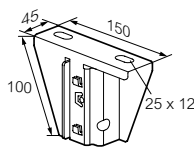


Pack	Cat. Nos.	RE41SP – pendants / mounting rails (heavy duty)
1	GS CM595750	RE41SP500
1	CM595780	RE41SP800
1	CM595790	RE41SP1000
1	CM595700	RE41SP3000



Pack	Cat. Nos.	PFR41S – pendant mounting plates (heavy duty)
50	GS CM595380	For use with RE41SP pendants


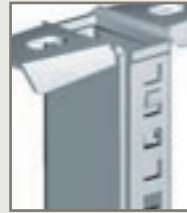
daN 45



All dimensions (mm) are nominal

Ceiling mounting and safe working loads

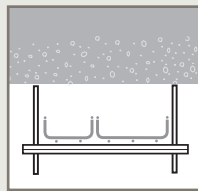
■ PFREDF



Lock into place by bending tab with screwdriver

Boltless fixing with locking tabs

■ EDF in trapeze installation



■ Safe working loads Using cantilever arms

Safe working load (daN)

	Cat. Nos.	Mounted directly onto the wall	Mounted to wall using EDF mounting rail
CU100	CM557410/3/4	30	45
CU150	CM557420/3/4	70	135
CU200	CM557430/3/4	80	110
CU300	CM557440/3/4	80	120
CU400	CM557450/3/4	105	115
CU500	CM557460/3/4	220	160
CU600	CM557470/3/4	200	145
CG100	CM557920/4	-	55
CG150	CM557930/4	-	50
CG200	CM557940/4	-	65
CG300	CM557950/4	-	70
CG400	CM557960/4	-	100
CG500	CM557970/4	-	85
CSN100	CM556100/3/4/8	130	130
CSN150	CM556110/3/4/8	110	110
CSN200	CM556120/3/4/8	85	85
CSN300	CM556130/3/4/8	73	73



Key :	GS Pre-galvanised	304L Stainless steel 304L
	GC Hot dip galvanised after manufacture	316L Stainless steel 316L

For detailed information related to finishes, refer to **p. 8**

Ceiling mounting

SAS \updownarrow 30 → 54 mm \leftrightarrow 100 → 150 mm

SCF \updownarrow 30 → 105 mm \leftrightarrow 200 → 600 mm



For technical data, refer to Cablofil's mounting guide

NOTE : please use Cat. No. when placing your order

Pack	Cat. Nos.	SAS – suspension plates
1	EZ CM586031 DC CM586037	For 100 and 150 mm tray widths

Pack	Cat. Nos.	SCF – central hangers	L mm	daN	
				\downarrow FL	\downarrow RL
1	GS CM586200 GC -	SCF200	194	200	37
1	CM586300	SCF300	294	160	29
1	CM586400	SCF400	394	141	23
1	CM586450	SCF450	444	130	20
1	CM586500	SCF500	494	121	20
1	CM586600	SCF600	594	99	19

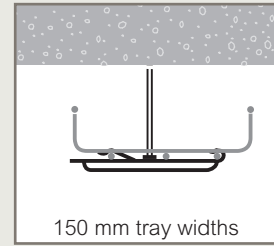
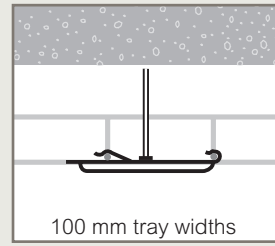
For use with 200 mm tray widths and above

Pack	Cat. Nos.	PFSCF – locating ceiling plate
1	GS CM586210 GC -	

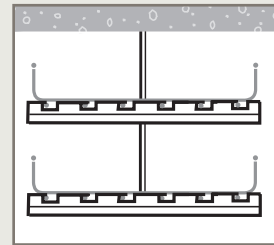
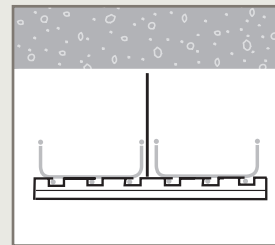
Pack	Cat. Nos.	EXT-SCF – rod sheaths	L mm	H mm
1	CM586820	EXT-SCF 100	100	250
1	CM586830	EXT-SCF 150	150	300

SAS - SCF - PFSCF - EXT-SCF installation

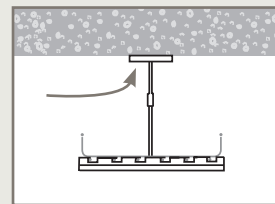
■ SAS – suspension plates



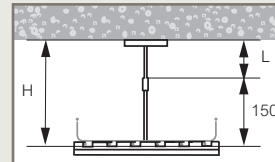
■ SCF – central hangers



■ PFSCF – locating ceiling plate



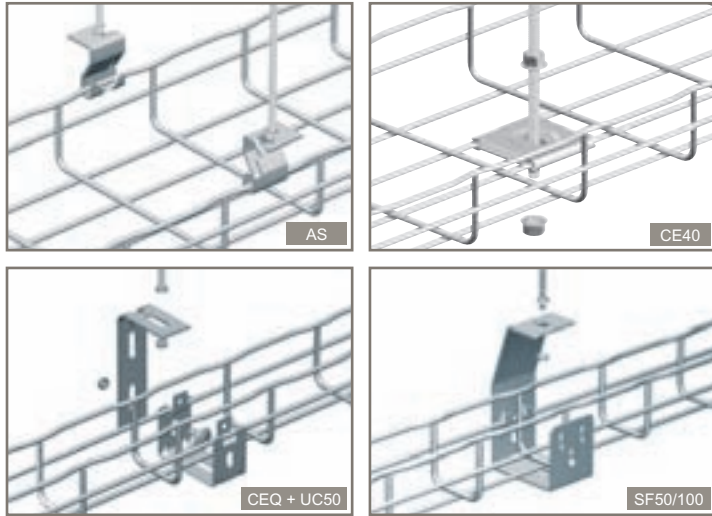
■ EXT-SCF – rod sheaths



Key :	EZ Electrogalvanising after manufacture	GS Pre-galvanised
	DC Geomet	
	GC Hot dip galvanised after manufacture	For detailed information related to finishes, refer to p. 8

All dimensions (mm) are nominal

AS \downarrow 30 → 105 mm \leftarrow 100 → 600 mm
CE 40 \downarrow 30 → 54 mm \leftarrow 100 → 200 mm
CEQ - UC50 - SF \downarrow 30 → 54 mm \leftarrow 50 mm



For technical data, refer to Cablofil's mounting guide

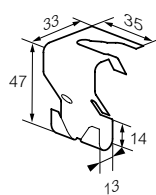
NOTE : please use Cat. No. when placing your order

Pack	Cat. Nos.	
1	GS CM586020	DC CM586023
1	304L -	316L CM586024

AS – suspension hooks

Not for use with 50 mm tray widths

\downarrow daN
100

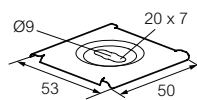


25	EZ CM558051	DC CM558053
25	304L CM558058	316L CM558054

CE 40 – hold down clamps

For use with 100 and 200 mm tray widths

\downarrow daN
100

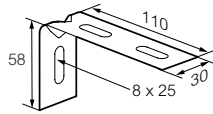


1	GS CM557300	GC CM557303
1	304L -	316L CM557304

CEQ – central hanger brackets

For use with 50 mm tray width only

\downarrow daN
12

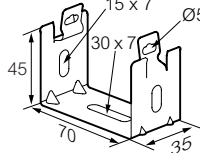


1	GS CM586040	GC CM586043
1	304L CM586048	316L CM586044

UC 50 – base fixing plates

For 50 mm tray width only and for 30 and 54 mm depths (CF 30 and CF 54)

\downarrow daN
12



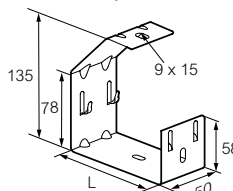
1	GS CM586140	GC CM586143
1	304L -	316L CM586103
1	-	CM586144
1	-	CM586104

SF 50 - SF 100 – central hangers

For use with 50 and 100 mm tray widths

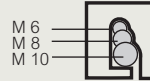
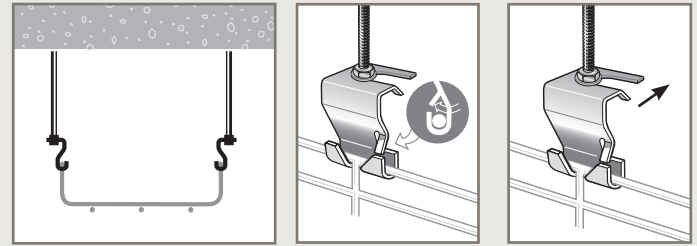
\downarrow daN

SF50	30	73
SF100	26	134
SF50	30	73
SF100	26	134

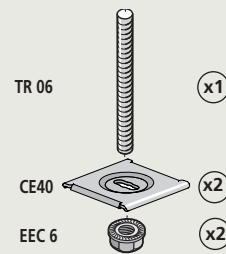
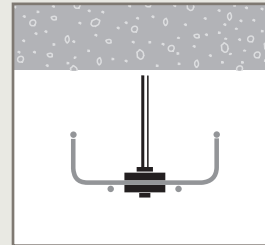


AS - CE40 - CEQ - UC50 - SF installation

AS – suspension hooks

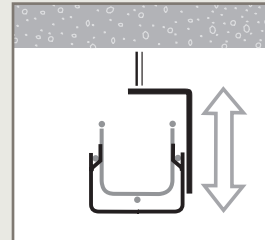


CE 40 – hold down clamps



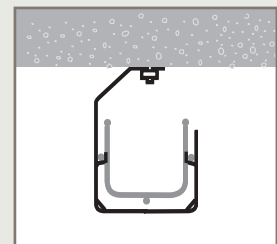
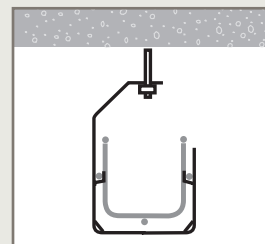
CEQ + UC50 – central hanger brackets + base fixing plates

For 50 mm tray widths only (CF 30/50 and CF 54/50)



SF 50/100 – central hangers

For 50 mm tray widths only (CF 30/50 and CF 54/50) and 100 mm tray widths only (CF 30/100 and CF 54/100)

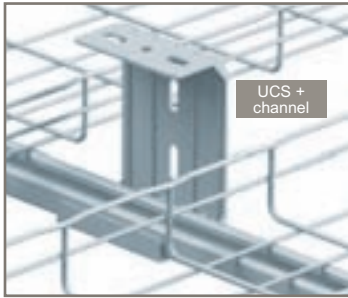



Key :	
EZ	Electrogalvanising after manufacture
GS	Pre-galvanised
GC	Hot dip galvanised after manufacture
DC	Geomet
304L	Stainless steel 304L
316L	Stainless steel 316L

For detailed information related to finishes, refer to **p. 8**

Ceiling support brackets

UCS \updownarrow 30 → 54 mm \leftarrow 50 mm → 300 mm

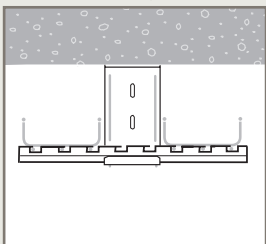


For technical data, refer to Cablofil's mounting guide

NOTE : please use Cat. No. when placing your order

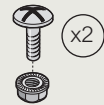
Pack	Cat. Nos.	UCS – ceiling support brackets									
1	<table border="0"> <tr> <td>GS</td> <td>GC</td> </tr> <tr> <td>CM586150</td> <td>CM586153</td> </tr> <tr> <td>304L</td> <td>316L</td> </tr> <tr> <td>-</td> <td>CM586154</td> </tr> </table>	GS	GC	CM586150	CM586153	304L	316L	-	CM586154	For use with 50 to 300 mm tray widths daN.m = 18	
GS	GC										
CM586150	CM586153										
304L	316L										
-	CM586154										

■ UCS ceiling support bracket + RSCN fast fix support rail



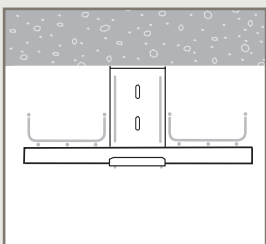
FAS
FAST ASSEMBLING SYSTEM

BTRL 8 x 15



(see p. 24)

■ UCS + Rail 41



BTRL 8 x 15



(see p. 24)

Key :	
EZ	Electrogalvanising after manufacture
GS	Pre-galvanised
GC	Hot dip galvanised after manufacture
DC	Geomet
304L	Stainless steel 304L
316L	Stainless steel 316L

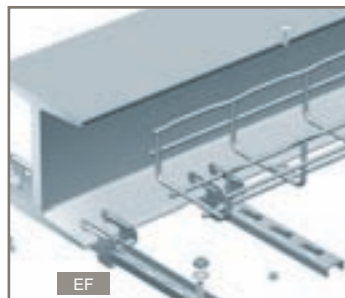


For detailed information related to finishes, refer to **p. 8**

All dimensions (mm) are nominal

Beam clamps

CLMFAS / CLMU \updownarrow 30 → 105 mm \leftarrow 50 → 600 mm

EF \updownarrow 30 → 54 mm \leftarrow 100 → 300 mm



For technical data, refer to Cablofil's mounting guide

NOTE : please use Cat. No. when placing your order

Pack	Cat. Nos.	CLMFAS – beam clamps							
1	<table border="0"> <tr> <td>GS</td> <td>DC</td> <td>316L</td> </tr> <tr> <td>CM559280</td> <td>CM559287</td> <td>CM559284</td> </tr> </table>	GS	DC	316L	CM559280	CM559287	CM559284	For use with RSCN fast fix support rails – see p. 17 daN.m = 18	
GS	DC	316L							
CM559280	CM559287	CM559284							

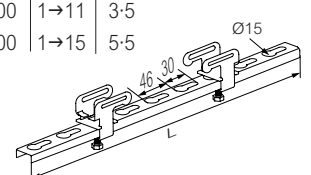
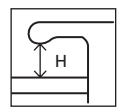
CLMU – beam clamps

For use with EDF mounting rails – see p. 20

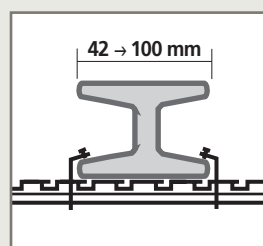
Pack	Cat. Nos.	CLMU – beam clamps							
1	<table border="0"> <tr> <td>GS</td> <td>DC</td> <td>316L</td> </tr> <tr> <td>CM559090</td> <td>CM559097</td> <td>-</td> </tr> </table>	GS	DC	316L	CM559090	CM559097	-	daN.m = 15	
GS	DC	316L							
CM559090	CM559097	-							

EF – beam clamp

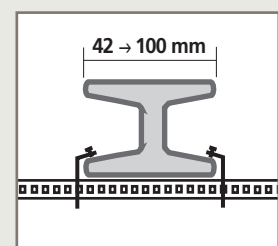
L	H	daN.m
mm	mm	
400	1→11	3-5
600	1→15	5-5



■ CLMFAS beam clamp + RSCN fast fix support rail



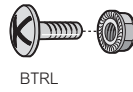
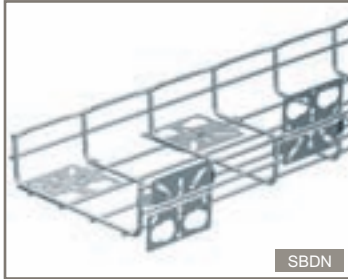

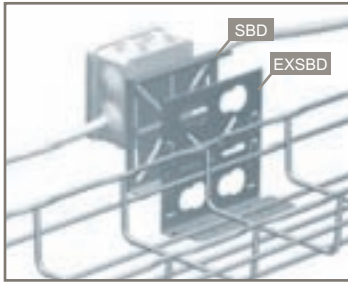
■ CLMU beam clamp + EDF mounting rail



Ancillary items

CM50 - CM50XL

EXSBD - SBDN - SBD $\downarrow \uparrow$ 30 → 105 mm $\leftarrow \rightarrow$ 50 → 600 mm




BTRL



EEC



CUTYFIL



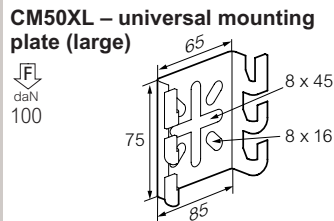
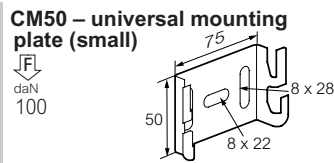
COUPEFILGM

For technical data, refer to Cablofil's mounting guide

NOTE : please use Cat. No. when placing your order

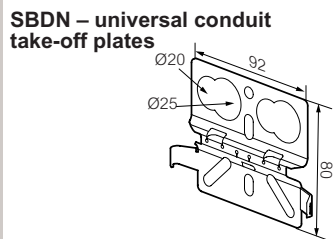
Pack	Cat. Nos.		
1	GS	DC	316L
	CM586060	CM586063	CM586064
	Universal mounting plates		
1	GS	GC	316L
	CM586130	CM586133	CM586134
	Universal mounting plates		

Universal mounting plates

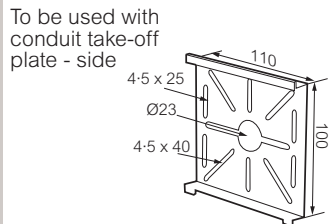


1	GS	DC
	CM585410	CM585417
1	GS	316L
	CM585110	CM585114
1	GS	316L
	CM585130	-

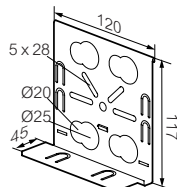
Take-off plates



SBD – switch box take-off plate



EXSBD – conduit take-off plate - side



For technical data, refer to Cablofil's mounting guide

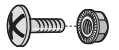
NOTE : please use Cat. No. when placing your order

Pack	Cat. Nos.	
100	EZ	
	CM801111	
100	EZ	DC
	CM801201	CM801204
100	CM801211	-

Fasteners

BTRL

BTRL 8 x 15 Diameter 8 Ø



EEC

EEC6 Diameter 6 Ø
EEC8 Diameter 8 Ø



1	CM559549
1	CM559507

Cutting tools

CUTYFIL

Supplied with rechargeable batteries

COUPEFILGM – croppers



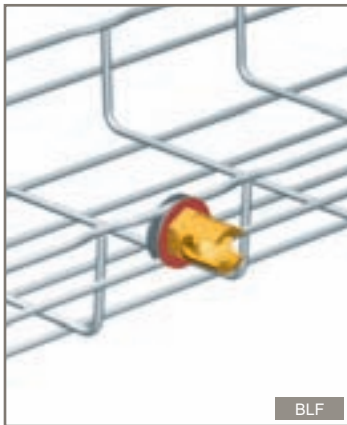
Length : 630 mm

Key :			
EZ	Electrogalvanising after manufacture	DC	Geomet
GS	Pre-galvanised	316L	Stainless steel 316L
GC	Hot dip galvanised after manufacture	For detailed information related to finishes, refer to p. 8	

All dimensions (mm) are nominal

BLF ⤴ 54 → 105 mm ⤵ 50 → 600 mm
GRIFEQUIP ⤴ 30 → 105 mm ⤵ 50 → 600 mm
GRIFEQUIP 2 ⤴ 30 → 105 mm ⤵ 50 → 600 mm

MFPOLYA – MFM SL 50 ⤴ 30 → 54 mm ⤵ 50 mm
SL 100 ⤴ 30 → 105 mm ⤵ 100 → 600 mm
MF – SL 50/100 ⤴ 30 → 105 mm ⤵ 100 → 600 mm



For technical data, refer to Cablofil's mounting guide

NOTE : please use Cat. No. when placing your order

Pack	Cat. Nos.	Earth conductor clamps	
		BLF – earth conductor clamp - (copper)	
		L mm	Ø mm ²
1	CM585387	BLF 8/16	22 16
1	CM585397	BLF 8/35	24 35
1	CM585407	BLF 8/50	26 50
		GRIFEQUIP – earth conductor clamp - (aluminium)	
1	CM585327		
		GRIFEQUIP 2 – vertical clamp	
1	CM585427		

For technical data, refer to Cablofil's mounting guide

NOTE : please use Cat. No. when placing your order

Pack	Cat. Nos.	Multifix base plates/lighting plates	
		MFPOLYA – multifix base plates	
20	CM585145	Polyamide	
		MFM – multifix base plates	
		GS	DC
1	CM585140	CM585143	CM585144
1	CM585150	CM585153	-
			L mm
			MFM100 100
			MFM150 150
		SL 50 - SL 100 – lighting bracket - multifix base plates	
			H mm
			FL daN
1	CM585180	-	SL 50 56 150
1	CM585190	-	SL 100 43 150

Key :	AL Aluminium	DC Geomet
	CU Copper	316L Stainless steel 316L
	GC Hot dip galvanised after manufacture	For detailed information related to finishes, refer to p. 8


All dimensions (mm) are nominal

FAS ROLLER $\downarrow \uparrow$ 30 → 105 mm $\leftarrow \rightarrow$ 50 → 600 mm
DEV 100 $\downarrow \uparrow$ 30 → 105 mm $\leftarrow \rightarrow$ 100 → 600 mm
CABLOGRIP and FASTIE

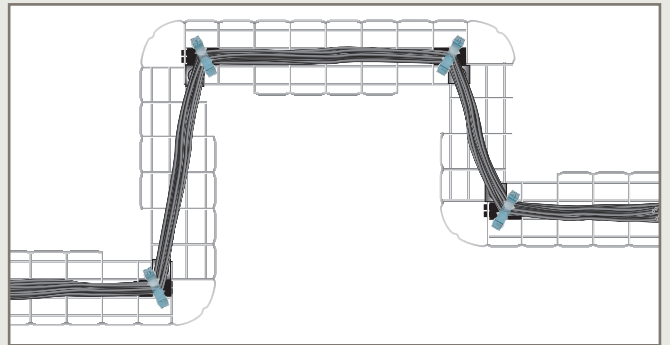
Using FAS ROLLER



FAS ROLLER



CABLOGRIP



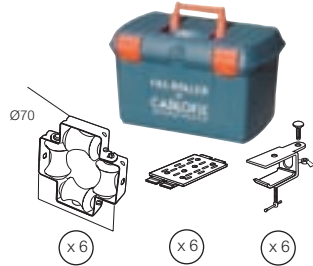
 For technical data, refer to Cablofil's mounting guide

NOTE : please use Cat. No. when placing your order

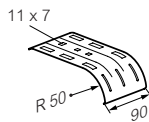
Pack	Cat. Nos.		
1	GS CM011100	GC -	316L -
1	GS CM585160	DC CM585167	316L CM585164
1	CM559677		
1	Plastic CM809109		
1	CM809119		
1	CM809129		

Cabling accessories

FAS ROLLER – cabling roller



DEV100 – cable dropout plates



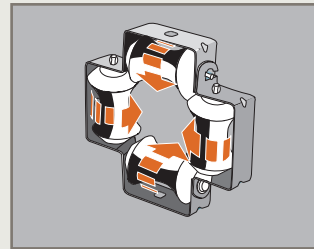
CABLOGRIP – cable grip

L = 5 000 mm



FASTIE – cable ties

FASTIE 15 x 180 mm
 FASTIE 15 x 225 mm
 FASTIE 15 x 320 mm

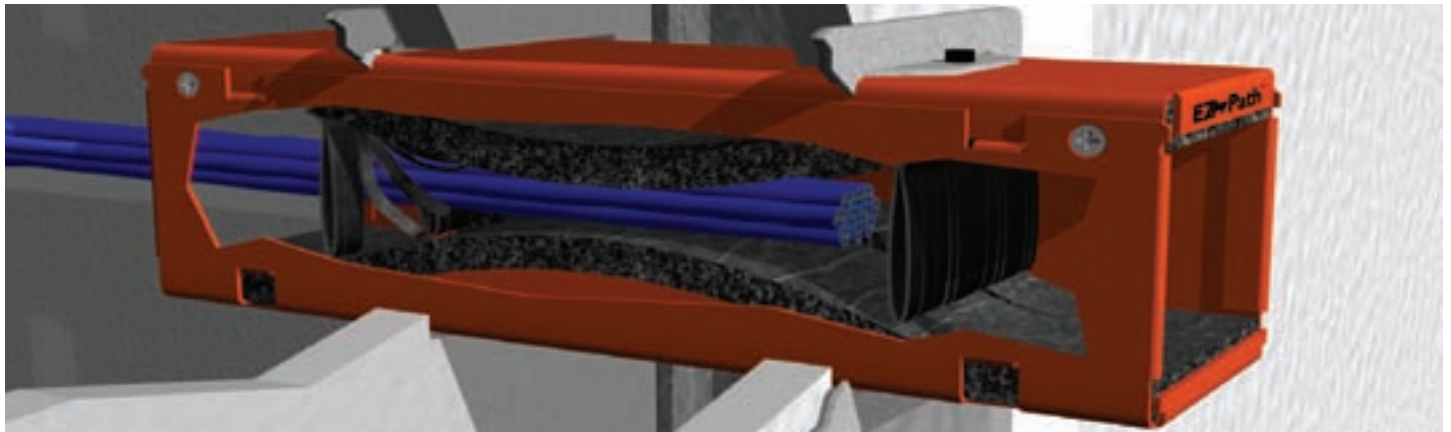


Key :	GS Pre-galvanised	304L Stainless steel 304L
	DC Geomet	316L Stainless steel 316L
	GC Hot dip galvanised after manufacture	For detailed information related to finishes, refer to p. 8

All dimensions (mm) are nominal

EZ-Path® - fire stopping devices

30 → 105 mm 50 → 600 mm



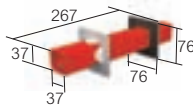
For more information : www.ezpath-solution.com

NOTE : please use Cat. No. when placing your order

EZDP22 kit

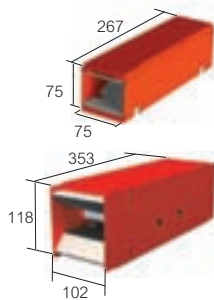
Pack	Cat. Nos.	EZDP22	mm	mm
1	CM250518	EZDP22	23	31

Kit comprises device + plates



EZD devices

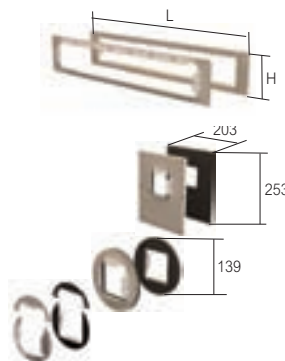
Pack	Cat. Nos.	EZD33	mm	mm
6	CM250018	EZD33	56	69
4	CM250058	EZD 44	78	97



EZP wall fixing plates for EZD 33

Plates supplied in pairs

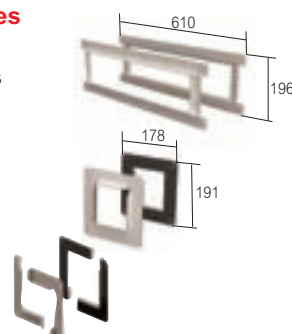
Pack	Cat. Nos.	Product	L mm	H mm
2	CM250110	EZP133W	103	103
2	CM250120	EZP233W	185	109
2	CM250130	EZP333W	261	109
2	CM250140	EZP433W	407	109
2	CM250170	EZP733W	610	109
2	CM250210	EZP133R		
2	CM250240	EZP133CW		
2	CM250180	EZP133SP		



EZP wall fixing plates for EZD 44

Plates supplied in pairs

2	CM250250	EZP544W		
2	CM250230	EZP144W		
2	CM250300	EZP144SP		

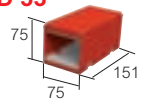


For more information : www.ezpath-solution.com

NOTE : please use Cat. No. when placing your order

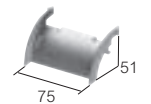
EZD33E extension device for EZD 33

2	CM250078	EZD33E
---	----------	--------



RCM33E cable exit

2	CM250206	RCM33E
---	----------	--------




EZP 133K floor fixing plate for EZD 33

2	CM250220	EZP 133K
---	----------	----------




EZP 144F floor fixing plate for EZD 44

2	CM250260	EZP 144F
---	----------	----------



EZG 1644 floor fixing plates for EZD 44 devices

1	CM250290	EZG 1644
---	----------	----------




All dimensions (mm) are nominal












EZ-Path®
installation

■ Wall installations






EZD22 device

Installation	Complete kit	Réf.	Cat. No.	
	= Device + 2 plates	EZDP 22	CM250518	Sold uniquely as a kit

Using EZD33 device




Installation	Device	Cat. No.	Qty.	Plates	Ref.	Cat. Nos.
		CM250018	1		EZP133R	CM250210
			1		EZP133CW EZP133SP	CM250240 CM250180
			1		EZP133W	CM250110
			2		EZP233W	CM250120
			3		EZP333W	CM250130
			4		EZP433W	CM250140
			7		EZP733W	CM250170

Using EZD 44 device




Installation	Device	Cat. No.	Qty.	Plates	Ref.	Cat. Nos.
		CM250058	1		EZP144W EZP144SP	CM250230 CM250300
			1 to 5		EZP544W	CM250250

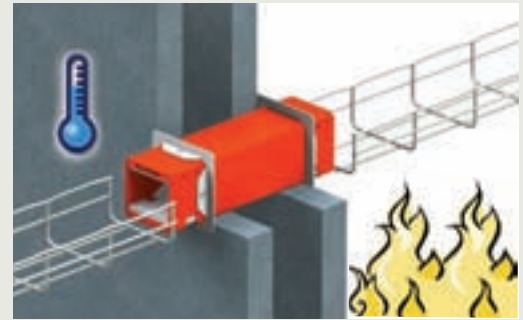
■ Floor installation

With EZD 33 device

Installation	Device	Cat. No.	Qty.	Plates	Ref.	Cat. Nos.
		CM250018	1		EZP133K	CM250220

With EZD 44 device

Installation	Device	Cat. No.	Qty.	Plates	Ref.	Cat. Nos.
		CM250058	1		EZP144F	CM250260



EZ-Path® – The easy to install, secure, safe, permanent fire stopping device

- Protection against flame propagation, smoke and toxic gases whether the device is filled with cables or not

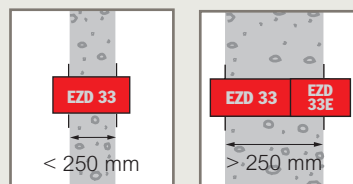
- Evolutionary and economical – add or remove cables without having to modify the installation at great cost

- Conforms to the European standard EN1366-3, BS476/20, ASTM E814 and DIN4102-9

■ Cable fill capacity

Cable diameter	Number of cables		
	EZD22	EZD33	EZD44
3-5 mm	58	280	654
4-5 mm	30	140	331
5-5 mm	20	99	224
6-0 mm	17	74	178
7-5 mm	11	51	127
8-0 mm	10	45	107
10 mm	6	29	73
14 mm	3	12	33
16 mm	-	10	23
18 mm	-	6	19
21 mm	-	5	13
22 mm	-	5	11
24 mm	-	4	9
26 mm	-	3	7
29 mm	-	1	6
32 mm	-	1	4
38 mm	-	-	3
48 mm	-	-	2
60 mm	-	-	1
70 mm	-	-	1
75 mm	-	-	1

■ Using the EZD 33E extension



■ Opening an EZ-path device



Swiftrack channel support system

channels and channel nuts



Channel and brackets are manufactured to BS 6946 – specifications for metal channel cable support systems for electrical installations and calculations for loading are in accordance with BS 5950 : Part 5 1998 structural use of steelwork in buildings, code of practice for cold formed thin gauge sections

Pack	Cat. Nos.	Single channels - plain	Pack	Cat. Nos.	Single channels - slotted
		<p>The standard finish for channel is pre-galvanised mild steel to BS EN 10346. For other finishes add the appropriate suffix G = hot dip galvanised after manufacture to BS EN ISO 1461 S = stainless steel to BS EN 10088 2 grade 1-4404 (equivalent to S316L31) Channels SC210 and SC410 are not available in S finish Examples : SC200 3M G for hot dip galvanised SC400 3M S for stainless steel</p>			
		<p>Standard channel</p>			<p>Standard channel</p>
1	SC200 3M	41 x 21 mm, 3 m length	1	SC203 3M	41 x 21 mm, 3 m length
1	SC200 6M	41 x 21 mm, 6 m length	1	SC203 6M	41 x 21 mm, 6 m length
1	SC400 3M	41 x 41 mm, 3 m length	1	SC403 3M	41 x 41 mm, 3 m length
1	SC400 6M	41 x 41 mm, 6 m length	1	SC403 6M	41 x 41 mm, 6 m length
		<p>Light gauge channel</p>			<p>Light gauge channel</p>
1	SC210 3M	41 x 21 mm, 3 m length	1	SC213 3M	41 x 21 mm, 3 m length
1	SC410 3M	41 x 41 mm, 3 m length	1	SC413 3M	41 x 41 mm, 3 m length
		<p>Back-to-back channel</p>			<p>Channel nuts</p>
1	SC401 3M	41 x 83 mm, 3 m length			<p>For use with all channel M12 channel nuts should always be used for maximum load conditions The standard finish for all nuts is zinc plated to BS 3382 : Part 2 For stainless steel, add the suffix S Example : PN101S For hot dip galvanised, add the suffix G Example : PN101G Fasteners : Use hexagon head setscrews, see p. 33</p>
1	SC401 6M	41 x 83 mm, 6 m length			<p>Long springs</p>
			100	PN061	For use with 41 mm deep channel
			100	PN081	M6
			100	PN101	M8
			100	PN121	M10
					M12
			100	PN062	Short springs
			100	PN082	For use with 21 mm deep channel
			100	PN102	M6
			100	PN122	M8
					M10
					M12
			100	PN060	No springs
			100	PN080	For use on all channel depths
			100	PN100	M6
			100	PN120	M8
					M10
					M12

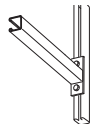
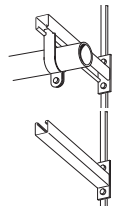
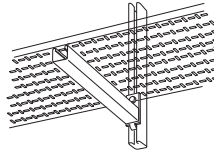
Other fasteners and finishes available to special order
Contact us on +44 (0) 845 605 4333

Swiftrack channel support system

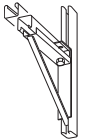
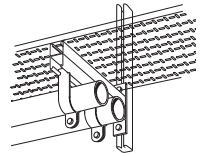
cantilever arms



Pack	Cat. Nos.	Cantilever arms
		In addition to the cantilever arms listed, there are many other specialist support brackets for use with cable ladder. These are detailed in the relevant sections in this catalogue.
		Cantilever arms⁽¹⁾ Requires only one bolt for quick fixing and is used with open face at the top
1	SA750	150 mm
1	SA751	225 mm
1	SA752	300 mm
1	SA753	450 mm
1	SA754	600 mm
1	SA755	750 mm
1	SA757	900 mm
		Cantilever arms, universal Two bolt fixing. Can be used with open face at the top or bottom
1	SA760	150 mm
1	SA761	225 mm
1	SA762	300 mm
1	SA763	450 mm
1	SA764	600 mm
1	SA765	750 mm
1	SA766	900 mm
		Cantilever arms, side Two bolt fixing. Can be used with open face on the left or right
1	SA790	150 mm
1	SA791	225 mm
1	SA792	300 mm
1	SA793	450 mm
1	SA794	600 mm
1	SA795	750 mm
1	SA796	900 mm



Pack	Cat. Nos.	Cantilever arms (continued)
		Cantilever arms, double channel⁽¹⁾ Two bolt fixing with extra support. Open face top and bottom
1	SA770	150 mm
1	SA771	225 mm
1	SA772	300 mm
1	SA773	450 mm
1	SA774	600 mm
1	SA775	750 mm
1	SA776	900 mm
1	SA756	Cantilever arm bracket Used to provide extra support to a horizontal run of channel



(1) For illustrative purposes only (perforated cable tray shown)

Non-standard cantilever arms available to special order
Contact us on +44 (0) 845 605 4333

Key : Replace the letters shown in red with your choice from the following options :

F = Finish : **G** (hot dip galvanised after manufacture), **D** (deep galvanised), **PG** (pre-galvanised steel), **S** (stainless steel), **E** (powder coated)

Swiftrack channel support system

framework brackets

90° brackets

Cat. No. SB500	Cat. No. SB501	Cat. No. SB502	Cat. No. SB503	Cat. No. SB504
Cat. No. SB505	Cat. No. SB550	Cat. No. SB551	Cat. No. SB552	Cat. No. SB556

Square and splice plates

<p>Square plates</p> <p>Cat. Nos. SB506 06, SB506 08, SB506 10, SB506 12</p> <p>Hole size M6, M8, M10, M12</p>	<p>Splice plate⁽¹⁾</p> <p>Cat. No. SB507</p>	<p>Splice plate⁽¹⁾</p> <p>Cat. No. SB508</p>	<p>Splice plate⁽¹⁾</p> <p>Cat. No. SB509</p>	<p>Splice plate⁽¹⁾</p> <p>Cat. No. SB510</p>
---	--	--	--	--

Z brackets

U brackets

Cat. No. SB511	Cat. No. SB513	Cat. No. SB514	Cat. No. SB515

Angle brackets

<p>Obtuse angle brackets</p> <p>Cat. Nos. SB520, SB524, SB526, SB528</p> <p>Angle 15°, 45°, 60°, 75°</p>	<p>Acute angle brackets</p> <p>Cat. Nos. SB532, SB534, SB536</p> <p>Angle 45°, 60°, 75°</p>
---	--

T plates and brackets

<p>T plate</p> <p>Cat. No. SB554</p>	<p>T plate</p> <p>Cat. No. SB555</p>	<p>T bracket</p> <p>Cat. No. SB603</p>	<p>Cross plate</p> <p>Cat. No. SB603+</p>	<p>90° T bracket</p> <p>Cat. No. SB606⁽³⁾</p>	<p>45° T bracket</p> <p>Cat. No. SB607⁽³⁾</p>
---	---	---	--	---	---

(1) Splice plates – holes spaced at 45 mm centres

(2) Hole on one side of bracket only

(3) SB606 and SB607 are not available in S (stainless steel) finish

Swiftrack channel support system

framework brackets (continued)

Joining brackets and channels			Base plates			
Channel joining bracket Cat. No. SB518	Joining channel for SC200 channel Cat. No. SB650	Joining channel for SC400 channel Cat. No. SB651	Single channel base plate Cat. No. SB704	Double channel base plate Cat. No. SB705		
L brackets			Wing brackets			
L bracket Cat. No. SB600	Right hand L corner bracket Cat. No. SB601 ⁽²⁾	Left hand L corner bracket Cat. No. SB602 ⁽²⁾	2 lug wing bracket Cat. No. SB700	3 lug wing bracket Cat. No. SB701	Angled wing bracket Cat. No. SB707 ⁽²⁾	
Gusseted brackets			Shelf brackets			
Single channel gusseted bracket Outer holes Ø20 Cat. No. SB702	Double channel gusseted bracket Outer holes Ø20 Cat. No. SB706	Shelf brackets Cat. No. SB703				
Beam, window beam and toe beam clamps						
Beam clamp⁽³⁾ Cat. No. SC850	Beam clamp⁽³⁾ Cat. No. SC851	Window beam clamp⁽³⁾ Cat. No. SC852/21	Window beam clamp⁽³⁾ Cat. No. SC852/41	Beam clamp⁽³⁾ Cat. No. SC852/82		
Beam clamp⁽³⁾ Cat. No. SC853	Beam clamp⁽³⁾ Cat. No. SC854	Toe beam clamp⁽³⁾ Cat. No. SC856 ⁽⁴⁾	Beam clamp⁽³⁾ Cat. No. ZC1 ⁽⁵⁾	Beam clamp⁽³⁾ Cat. No. FL2 ⁽⁵⁾	Beam clamp⁽³⁾ Cat. No. SC855	
Pipe clamps ⁽⁶⁾			Channel accessories			
 Cat. Nos. SP960 10-14 SP964 17-22 SP965 22-26 SP968 25-35 SP969 32-42 SP972 42-59 SP973 54-65	 Pipe diameter (mm) 10-14 17-22 22-26 25-35 32-42 42-59 54-65	 Cat. Nos. SP975 62-71 SP976 73-83	 Pipe diameter (mm) 62-71 73-83	Channel end caps⁽⁷⁾ Cat. Nos. SC950B SC950W	Channel end caps⁽⁷⁾ Cat. Nos. SC951B SC951W	Closure strips Cat. Nos. SC952 SC953

(1) Indicates inside dimensions (2) SB601, SB602 and SB707 are not available in S (stainless steel) finish
 (3) Beam clamps are supplied with nuts, bolts, cone point screws and U bolts where shown (4) Requires 2 setscrews and channel nuts for fixing (not included)
 (5) Stainless steel finish is not available (6) All pipe clamps are available in pre-galvanised and stainless steel finishes
 (7) For SC400, SC401 and SC403 channels (8) For SC200, SC201 and SC203 channels

Swiftrack channel support systems

standard fixings and fasteners

Hexagon head setscrews			Cone point screws			Hexagon nuts			Electroplated roofing nuts and bolts			Hot dip galvanised roofing nuts and bolts		
Pack	Cat. Nos.	Size	Pack	Cat. Nos.	Size	Pack	Cat. Nos.	Size	Pack	Cat. Nos.	Size	Pack	Cat. Nos.	Size
Hexagon head setscrews						Cone point screws								
ELECTROPLATED ZINC						ELECTROPLATED ZINC								
200	SS0616	M6 x 16	100	CP1035	M10 x 35									
200	SS0620	M6 x 20	STAINLESS STEEL											
200	SS0625	M6 x 25	100	CP1035 S	M10 x 35									
200	SS0630	M6 x 30	Hexagon nuts											
200	SS0820	M8 x 20	ELECTROPLATED ZINC											
200	SS0825	M8 x 25	500	HN06	M6									
200	SS0830	M8 x 30	500	HN08	M8									
200	SS0835	M8 x 35	200	HN10	M10									
200	SS0840	M8 x 40	200	HN12	M12									
200	SS0850	M8 x 50	Roofing nuts and bolts											
200	SS1016	M10 x 16	ELECTROPLATED ZINC											
200	SS1020	M10 x 20	200	RB0612	M6 x 12									
200	SS1025	M10 x 25	200	RB0616	M6 x 16									
200	SS1030	M10 x 30	200	RB0620	M6 x 20									
100	SS1035	M10 x 35	200	RB0625	M6 x 25									
100	SS1040	M10 x 40	100	RB0630	M6 x 30									
100	SS1045	M10 x 45	100	RB0640	M6 x 40									
100	SS1050	M10 x 50	100	RB0650	M6 x 50									
100	SS1060	M10 x 60	HOT DIP GALVANISED											
100	SS1220	M12 x 20	100	RBG0612	M6 x 12									
100	SS1225	M12 x 25	100	RBG0616	M6 x 16									
100	SS1230	M12 x 30	STAINLESS STEEL											
100	SS1235	M12 x 35	100	RB0612 S	M6 x 12									
100	SS1240	M12 x 40	100	RB0616 S	M6 x 16									
100	SS1250	M12 x 50	100	RB0620 S	M6 x 20									
HOT DIP GALVANISED														
200	SSG0612	M6 x 12												
200	SSG0616	M6 x 16												
200	SSG0620	M6 x 20												
200	SSG0635	M6 x 35												

Swiftrack channel support systems

standard fixings and fasteners (continued)

Flat washers			Roofing washers			Penny washers			Shakeproof washers			Tray washers			Threaded rods			Threaded rod connectors			Eye bolts		
Pack	Cat. Nos.	Size	Pack	Cat. Nos.	Size	Pack	Cat. Nos.	Size	Pack	Cat. Nos.	Size	Pack	Cat. Nos.	Size	Pack	Cat. Nos.	Size	Pack	Cat. Nos.	Size	Pack	Cat. Nos.	Size
Flat washers						Threaded rod																	
ELECTROPLATED ZINC						ELECTROPLATED ZINC																	
500	FW06	M6	3 m	TR06	M6 x 3 m																		
500	FW08	M8	3 m	TR08	M8 x 3 m																		
500	FW10	M10	3 m	TR10	M10 x 3 m																		
200	FW12	M12	3 m	TR12	M12 x 3 m																		
Roofing washers						Threaded rod connectors																	
HOT DIP GALVANISED						ELECTROPLATED ZINC																	
500	RWG06	M6	1	RC06	M6																		
Penny washers																							
ELECTROPLATED ZINC																							
400	PW06	M6 x 25	1	RC08	M8																		
400	PW08	M8 x 25	1	RC10	M10																		
400	PW10	M10 x 38	1	RC12	M12																		
400	PW12	M12 x 40	Eye bolts																				
Shakeproof washers						ELECTROPLATED ZINC																	
400	SW06	M6	1	EB06	M6 x 80																		
400	SW08	M8	1	EB08	M8 x 80																		
400	SW10	M10	1	EB10	M10 x 80																		
400	SW12	M12																					
Tray washers																							
ELECTROPLATED ZINC																							
400	TW06	M6 x 20																					
HOT DIP GALVANISED																							
100	TWG06	M6 x 20																					

Cat. Nos.	Cablofil reference	Finish	Page No.	Cat. Nos.	Cablofil reference	Finish	Page No.	Cat. Nos.	Cablofil reference	Finish	Page No.	Cat. Nos.	Cablofil reference	Finish	Page No.
CM000011	CF 30/50	EZ	9	CM081064	FCF 54/50	316L	-	CM557960	CG 400	GS	-	CM586164	UC 35	316L	-
0013	CF 30/50	316L	-	1068	FCF 54/50	306L	-	7844	CG 400	316L	-	CM586170	R 15	GS	18
0014	CF 30/50	304L	-	1071	FCF 54/100	EZ	-	7870	CG 500	GS	-	6173	R 15	DC	-
0018	CF 30/50	304L	-	1074	FCF 54/100	316L	-	7974	CG 500	316L	-	6174	R 15	316L	-
0021	CF 30/100	EZ	-	1078	FCF 54/100	306L	-	CM558011	CE25	EZ	13	CM586180	FTX	GS	15
0023	CF 30/100	GC	-	1081	FCF 54/150	EZ	-	8013	CE25	DC	-	6183	FTX	DC	-
0024	CF 30/100	316L	-	1084	FCF 54/150	316L	-	8014	CE25	316L	-	6184	FTX	316L	-
0028	CF 30/100	304L	-	1088	FCF 54/150	306L	-	8018	CE25	304L	-	CM586190	CAT 40	GS	16
0031	CF 30/150	EZ	-	1091	FCF 54/200	EZ	-	8021	CE25VS	EZ	-	6194	CAT 40	316L	-
0033	CF 30/150	GC	-	1094	FCF 54/200	316L	-	8027	CE25VS	DC	-	6197	CAT 40	DC	-
0034	CF 30/150	316L	-	1098	FCF 54/200	306L	-	8031	CE30ES	EZ	-	6198	CAT 40	304L	-
0038	CF 30/150	304L	-	1101	FCF 54/300	EZ	-	8037	CE30ES	DC	-	CM586200	SCF 200	GS	21
0041	CF 30/200	EZ	-	1104	FCF 54/300	316L	-	8041	CE30	EZ	-	CM586210	PFSCF	GS	21
0043	CF 30/200	GC	-	1108	FCF 54/300	306L	-	8043	CE30	DC	-	CM586300	SCF 300	GS	-
0044	CF 30/200	316L	-	1201	FCF 54/400	EZ	-	8044	CE30	316L	-	6400	SCF 400	GS	-
0048	CF 30/200	304L	-	1204	FCF 54/400	316L	-	8048	CE30	304L	-	6450	SCF 450	GS	-
0051	CF 30/300	EZ	-	1208	FCF 54/400	306L	-	CM558051	CE 40	EZ	22	6500	SCF 500	GS	-
0053	CF 30/300	GC	-	1251	FCF 54/450	EZ	-	8053	CE 40	DC	-	6600	SCF 600	GS	-
0054	CF 30/300	316L	-	1254	FCF 54/450	316L	-	8054	CE 40	316L	-	CM586640	R 25	GS	18
0058	CF 30/300	304L	-	1258	FCF 54/450	306L	-	8058	CE 40	304L	-	6647	R 25	DC	-
0061	CF 54/50	EZ	-	1301	FCF 54/500	EZ	-	CM558071	KITASSVS	EZ	13	6650	R 35	GS	-
0062	CF 54/50	EZ+	-	1304	FCF 54/500	316L	-	CM558201	ED1100	EZ	12	6657	R 35	DC	-
0063	CF 54/50	GC	-	1308	FCF 54/500	306L	-	8203	ED1100	GC	-	CM586711	COTFIL 30	EZ	13
0064	CF 54/50	316L	-	1401	FCF 54/600	EZ	-	8204	ED1100	316L	-	6718	COTFIL 30	304L	-
0068	CF 54/50	304L	-	1404	FCF 54/600	316L	-	8221	ED275	EZ	-	6721	COTFIL 50	EZ	-
0071	CF 54/100	EZ	-	1408	FCF 54/600	306L	-	8223	ED275	GC	-	6728	COTFIL 50	304L	-
0072	CF 54/100	EZ+	-	CM082061	FCFA 54/50	EZ	10	8224	ED275	304L	-	6741	COTFIL 100	EZ	-
0073	CF 54/100	GC	-	2071	FCFA 54/100	EZ	-	8228	ED275	316L	-	6748	COTFIL 100	304L	-
0074	CF 54/100	316L	-	2081	FCFA 54/150	EZ	-	CM558241	EDRN	EZ	11	CM586810	EXT-SCF 50	GS	21
0078	CF 54/100	304L	-	2091	FCFA 54/200	EZ	-	8244	EDRN	316L	-	6820	EXT-SCF 100	GS	-
0081	CF 54/150	EZ	-	2101	FCFA 54/300	EZ	-	8247	EDRN	DC	-	6830	EXT-SCF 150	GS	-
0082	CF 54/150	EZ+	-	2201	FCFA 54/400	EZ	-	CM558280	AUTOCLIC	GS	11	CM595380	PFR41S	GS	20
0083	CF 54/150	GC	-	2251	FCFA 54/450	EZ	-	8283	AUTOCLIC	GC	-	CM595700	RE41SP3000	GS	20
0084	CF 54/150	316L	-	2301	FCFA 54/500	EZ	-	8284	AUTOCLIC	316L	-	5750	RE41SP5000	GS	-
0088	CF 54/150	304L	-	2401	FCFA 54/600	EZ	-	8288	AUTOCLIC	304L	-	5780	RE41SP8000	GS	-
0091	CF 54/200	EZ	-	CM250018	EZD33	-	27	CM558320	FASLOCK XL	EZ	11	5790	RE41SP1000	GS	-
0092	CF 54/200	EZ+	-	0058	EZD44	-	27	8324	FASLOCK XL	316L	-	CM599004	FASTRUT 41	316L	13
0093	CF 54/200	GC	-	0078	EZD33E	-	27	8327	FASLOCK XL	DC	-	9007	FASTRUT 41	DC	-
0094	CF 54/200	316L	-	0088	EZD44MB	-	27	8340	FASLOCK XL	EZ	-	CM629050	CVN 50	GS	14
0098	CF 54/200	304L	-	0098	EZG444	-	27	8344	FASLOCK S	316L	-	9053	CVN 50	GC	-
0101	CF 54/300	EZ	-	0110	EZP133W	-	27	8347	FASLOCK S	DC	-	9100	CVN 100	GS	-
0102	CF 54/300	EZ+	-	0120	EZP233W	-	27	CM558410	CEFAS	GS	11	9103	CVN 100	GC	-
0103	CF 54/300	GC	-	0130	EZP333W	-	27	8414	CEFAS	316L	-	9150	CVN 150	GS	-
0104	CF 54/300	316L	-	0140	EZP433W	-	27	8417	CEFAS	DC	-	9153	CVN 150	GC	-
0108	CF 54/300	304L	-	0170	EZP733W	-	27	CM558954	KITINOX	316L	13	9200	CVN 200	GS	-
0201	CF 54/400	EZ	-	0180	EZP133SP	-	27	8991	CAA	EZ	-	9203	CVN 200	GC	-
0202	CF 54/400	EZ+	-	0206	RCM33E	-	27	8993	CAA	DC	-	9300	CVN 300	GS	-
0203	CF 54/400	GC	-	0210	EZP133R	-	27	CM559090	CLMU	GS	23	9303	CVN 300	GC	-
0204	CF 54/400	316L	-	0220	EZP133K	-	27	9097	CLMU	DC	-	9400	CVN 400	GS	-
0208	CF 54/400	304L	-	0230	EZP144W	-	27	CM559201	EF 400	EZ	23	9403	CVN 400	GC	-
0251	CF 54/450	EZ	-	0240	EZP133CW	-	27	9211	EF 600	EZ	-	9500	CVN 500	GS	-
0252	CF 54/450	EZ+	-	0250	EZP544W	-	27	CM559220	UFC	GS	17	9503	CVN 500	GC	-
0253	CF 54/450	GC	-	0260	EZP144F	-	27	CM559280	CLMFAS	GS	23	9600	CVN 600	GS	-
0301	CF 54/500	EZ	-	0280	EZG844	-	27	9284	CLMFAS	316L	-	9603	CVN 600	GC	-
0302	CF 54/500	EZ+	-	0290	EZG1644	-	27	9287	CLMFAS	DC	-	CM646010	CP 50	GS	14
0303	CF 54/500	GC	-	0300	EZP144SP	-	27	CM559507	COUPEFILGM	-	24	6013	CP 50	GC	-
0304	CF 54/500	316L	-	0518	EZDP22	-	27	CM559549	CUTYFIL	-	24	6014	CP 50	316L	-
0308	CF 54/500	304L	-	CM430111	G-MINI 50	EZ	15	CM559605	EPVCSN	PVC	18	6018	CP 50	304L	-
0401	CF 54/600	EZ	-	CM556100	CSN 100	GS	18	CM559615	EPEDF	PVC	20	6020	CP 100	GS	-
0402	CF 54/600	EZ+	-	6103	CSN 100	GC	-	CM559677	CABLOGRIP	-	26	6023	CP 100	GC	-
0403	CF 54/600	GC	-	6104	CSN 100	316L	-	CM561010	EDF	GS	20	6024	CP 100	316L	-
0404	CF 54/600	316L	-	6108	CSN 100	304L	-	1013	EDF	GC	-	6030	CP 150	GS	-
0408	CF 54/600	304L	-	6110	CSN 150	GS	-	1014	EDF	316L	-	6033	CP 150	GC	-
CM000891	CF 105/100	EZ	11	6118	CSN 150	316L	-	1018	EDF	304L	-	6034	CP 150	316L	-
0893	CF 105/100	GC	-	6113	CSN 150	GC	-	CM561080	PFREDF	GS	20	6040	CP 200	GS	-
0894	CF 105/100	316L	-	6114	CSN 150	316L	-	1084	PFREDF	316L	-	6043	CP 200	GC	-
0898	CF 105/100	304L	-	6118	CSN 150	304L	-	CM585110	SBD	GS	24	6044	CP 200	316L	-
0901	CF 105/150	EZ	-	6120	CSN 200	GS	-	5114	SBD	316L	-	6050	CP 300	GS	-
0903	CF 105/150	GC	-	6123	CSN 200	GC	-	CM585130	EXSBD	GS	24	6053	CP 300	GC	-
0904	CF 105/150	316L	-	6124	CSN 200	316L	-	CM585140	MFM 100	GS	25	6054	CP 300	316L	-
0908	CF 105/150	304L	-	6128	CSN 200	304L	-	5143	MFM 100	DC	-	6060	CP 400	GS	-
0911	CF 105/200	EZ	-	6130	CSN 300	GS	-	5144	MFM 100	316L	-	6063	CP 400	GC	-
0913	CF 105/200	GC	-	6133	CSN 300	GC	-	CM585145	MFPOLY	POLY	25	6064	CP 400	316L	-
0914	CF 105/200	316L	-	6134	CSN 300	316L	-	CM585150	MFM 150	GS	25	6070	CP 500	GS	-
0918	CF 105/200	304L	-	6138	CSN 300	304L	-	5153	MFM 150	DC	-	6073	CP 500	GC	-
0921	CF 105/300	EZ	-	CM556300	CSNC 100	GS	18	CM585160	DEV 100	GS	25	6074	CP 500	316L	-
0923	CF 105/300	GC	-	6303	CSNC 100	GC	-	5164	DEV 100	316L	-	6080	CP 600	GS	-
0924	CF 105/300	316L	-	6304	CSNC 100	316L	-	5167	DEV 100	DC	-	6083	CP 600	GC	-
0928	CF 105/300	304L	-	6310	CSNC 150	GS	-	CM585180	SL 50	GS	25	6084	CP 600	316	

Contact details

United Kingdom

Great King Street North,
Birmingham, B19 2LF

Customer Services:

Tel: +44 (0) 845 605 4333 Fax: +44 (0) 845 605 4334

E-mail: legrand.sales@legrand.co.uk

Quotations and Technical Support:


Tel: +44 (0) 870 608 9020 Fax: +44 (0) 845 605 5334

E-mail: uk-cmsales@legrand.co.uk

Republic of Ireland:

Tel: 01 295 9673 Fax: 01 295 4671

E-mail: legrand.sales@legrand.co.uk



Distributor:



Head office (UK and Ireland):

Legrand Electric Limited

Great King Street North, Birmingham, B19 2LF

Tel: +44 (0) 870 608 9000 Fax: +44 (0) 870 608 9004

Websites: www.legrand.co.uk

www.cablofil.co.uk



This document is printed on sustainably sourced paper. Please recycle.

The Legrand logo is a registered trademark of the Legrand group of companies.